



NATIONAL INSTITUTE OF PHARMACEUTICAL EDUCATION AND RESEARCH (NIPER)

Sector 67, S.A.S. Nagar (Mohali)

Telephone No. 2214682-87, Fax No. 0172-2214692

**CORRIGENDUM: RE-TENDER
(Tender ID: 2024_DPHAR_833768_1)**

This is to notify all concerned that Tender ID: **2024_DPHAR_833768_1**, pertaining to the **Tender for Design, Supply, Installation, Testing, Commissioning, and Validation of Modular BSL-3 Lab Facility and Modular BSL-2 Lab Facility**, has been re-tendered with revised specifications and terms and conditions under the new Tender ID: **2025_DPHAR_842410_1**, following the pre-bid meeting held on **21.11.2024**.

AAR (S &P)

NATIONAL INSTITUTE OF PHARMACEUTICAL
EDUCATION AND RESEARCH, (NIPER)
SAS NAGAR, SECTOR-67, MOHALI,
PUNJAB -160 062, INDIA

TENDER ENQUIRY DOCUMENT

For BSL-3 and BSL-2 Facility



Advertised Tender Enquiry ID : 2025_DPHAR_842410

CORRIGENDUM CUM REVISED BID DOCUMENT

For

**TENDER FOR DESIGN, SUPPLY, INSTALLATION,
TESTING, COMMISSIONING AND VALIDATION OF
MODULAR BSL-3 LAB FACILITY AND MODULAR
BSL-2 LAB FACILITY**

SECTION-I



NATIONAL INSTITUTE OF PHARMACEUTICAL EDUCATION AND
RESEARCH, (NIPER)

SAS NAGAR, SECTOR-67, MOHALI,
PUNJAB -160 062, INDIA

Inviting of Tender

Advertised Tender Enquiry No : 2025_DPHAR_842410

On behalf of Director, NIPER, SAS Nagar, Punjab 160-062, inviting of tender from reputed, eligible and qualified firms/manufacturer etc. interested for the Design, Supply, Installation, Testing, Commissioning and Validation of Modular Bsl-3 Lab Facility And Modular Bsl-2 Lab Facility.

S. No.	Brief Description of Goods	Quantity	Estimated Amount of Bid	EMD Amount
1.	DESIGN, SUPPLY, INSTALLATION, TESTING, COMMISSIONING AND VALIDATION OF MODULAR BSL-3 LAB FACILITY AND MODULAR BSL-2 LAB FACILITY	As per Attached Tender proposal and requirement	Rs.1400 Lakh	28 Lakh

SCHEDULE OF TENDER

1	Tender Enquiry No.	2025_DPHAR_842410
2	Pre-bid meeting Details (if any)	Date: 21.11.2024 (Already Done)
3	Uploading of corrigendum/Updated NIT, after Pre-Bid Meeting	Date: 02.01.2025
4	Start Date/ time of Submission of online bid	Date: 02.01.2025
5	Last date/time of Downloading bid documents	Date: 23.01.2025 up to 3.00 pm
6	Date/ time of opening of technical bid	Date: 24.01.2025 at 3.00 pm
7	Date/ time of opening of financial bid	Only for Technical Qualified parties
8	Completion Timeline of the Project	12 Months from the Release of Purchase Order
9	Price comparison Criteria	Price comparison will be made based on the Total Project Cost inclusive of CMC
10		

This tender enquiry document is also available online at our website at <http://niper.gov.in>

Instructions:

1. Bids shall be submitted online only at CPPP website: <https://eprocure.gov.in/eprocure/app>
2. The Bidder shall download the Tender Enquiry Document / TENDER directly from the websites <https://eprocure.gov.in/eprocure/app> and shall not tamper/modify it including downloaded Price Bid template in any manner. In case if the same is found to be tempered/modified in any manner, Tender/Bid will be summarily rejected and EMD would be forfeited.
3. The complete bidding process is online. Bidders should be possession of valid Digital Signature Certificate (DSC) of class III for online submission of bids. Prior to bidding DSC need to be registered on the website mentioned above.
4. Bidders are advised to follow the instructions provided in the “Instructions for Online Bid Submission” in Section II of General instruction to bidders of Tender Enquiry Document/TENDER.
5. Bidders are advised to visit this website regularly to keep themselves updated, for any changes/ modifications in the Tender Enquiry Document/TENDER.
6. Interested bidder are advised to visit CPPP website <https://eprocure.gov.in/eprocure/app> and NIPER website (www.niper.gov.in) regularly till closing date of submission of bid, for any corrigendum.
7. The documents to be submitted in their bid may be scanned with 100 dpi with black and white option which helps in fast uploading.
8. The tenderer shall be required to submit the Earnest Money Deposit (EMD) for an amount of Rs. 28.00 Lakh /- (Rupees Twenty Lakh only) which is refundable by RTGS/NEFT favour of “Director NIPER”, having A/c No. 55034549623, IFS Code SBIN0004421, State bank of India, SPL, Housing Finance Branch, Phase 10, SAS Nagar, Mohali,. It is further required that the the E-receipt/UTR No./proof of deposit of EMD attached with technical bid and retendering mode along with other relevant documents. In case of non-receipt of earnest money in tender, the tender will be straightway rejected. The MSE`s and the firm registered with NSIC may be exempted for deposit EMD

The EMD/Bid Security shall be accepted in the form of Insurance Surety Bonds, Account Payee Demand Draft, Fixed Deposit Receipt, Banker's Cheque or Bank Guarantee including bank Guarantee from any of the Commercial Banks or payment online in an acceptable form. EMD Shall be made in Favor of Director NIPER payable at SAS Nagar/Mohali. The EMD shall be remain valid up to the at least 120 days from the date of Tender.

9. Bidders are advised to especially go through the various sections particularly Section -V (Special Conditions of the Contract, including Point no. 03 Prequalification Criterion, Section-VII (Tentative Scope of Work of Tender), Pre-bid conference related Clause 25.5 of Section II (General Instructions to Bidders) before submitting the Tender proposal.

SECTION - II
GENERAL INSTRUCTIONS TO BIDDERS (GIB)

A. PREAMBLE

1. Definitions and Abbreviations

1.1 The following definitions and abbreviations, which have been used in these documents shall have the meanings as indicated below:

1.2. Definitions:

- (i) "Purchaser" means the organization i.e. NIPER/Center/Department/Sections purchasing goods and services as incorporated in the Tender Enquiry Document.
- (ii) "Bid" means Quotation / Tender received from a Firm / Tenderer / Bidder.
- (iii) "Bidder" means Tenderer/ the Individual or Firm submitting Bids / Quotation / Tender
- (iii) "Supplier" means the individual or the firm supplying the goods and services as incorporated in the contract/purchase order.
- (iv) "Goods" means all articles, material, commodity, livestock, furniture, fixtures, raw material, spares, instruments, machinery, equipment, vehicles, medicines, assemblies, sub-assemblies, accessories, intangible products like software, technology transfer, licenses, patents or other intellectual properties purchased or otherwise acquired for the use of Government but excludes books, publications, periodicals, etc. for a library. The term „goods" also includes works and services which are incidental or consequential to the supply of such goods, such as, transportation, insurance, installation, commissioning, training and maintenance.
- (v) "Services" means services allied and incidental to the supply of goods, such as Transit insurance, transportation, installation, commissioning, provision of technical assistance, training, after sales service, maintenance service and other such obligations of the supplier covered under the contract.
- (vi) "Bid Security" (BS) means Earnest Money Deposit / monetary or financial guarantee to be furnished by a bidder along with its tender.
- (vii) "Contract" means the written agreement entered into between the purchaser and the supplier, together with all the documents mentioned therein and including all attachments, annexure etc. therein.
- (viii) "Performance Security" means monetary or financial guarantee to be furnished by the successful bidder for due performance of the contract placed on it. Performance Security is also known as Security Deposit.
- (ix) "Consignee" means the NIPER SAS Nagar or its Center/Department/Sections /person to whom the goods are required to be delivered as specified in the Contract.
- (x) "Specification" also called Technical Specifications means the document/standard that prescribes the requirement with which goods or service has to conform.
- (xi) "Inspection" means activities such as measuring, weighing, examining, testing, gauging one or more characteristics of the product or service and comparing the same with the specified requirement mentioned in the contract to determine conformity.
- (xii) "Day" means calendar day.

Abbreviations:

- (i) “ATE” means Advertised Tender Enquiry
- (ii) “NIT” means Notice Inviting Tenders.
- (ii) “GIB” means General Instructions to Bidders
- (iii) “SIB” means Special Instructions to Bidders
- (iv) “GCC” means General Conditions of Contract
- (v) “SCC” means Special Conditions of Contract
- (vi) “LC” means Letter of Credit
- (vii) “DP” means Delivery Period
- (viii) “BG” means Bank Guarantee
- (ix) “GST” means Goods & Service Tax
- (x) “CD” means Custom Duty
- (xi) “BL” means Bill of Lading
- (xxi) “FOB” means Free on Board
- (xxii) “FOR” means Free on Road at Consignee’s Site i.e., NIPER, SAS NAGAR
- (xxiii) “CIF” means Cost, Insurance and Freight
- (xxv) “CIP (Destinations)” means Carriage and Insurance Paid up to named port of destination. Additionally, the Insurance (local transportation and storage) would be extended and borne by the Supplier from ware house to the consignee site for a period including 3 months beyond date of delivery.
- (xxvi) “INCOTERMS” means International Commercial Terms as on the date of Bid Opening
- (xxvii) “AMC” means Annual Maintenance Contract (labour and preventive maintenance)
- (xxviii) “GFR” means General financial rules 2017
- (xxix) “PO” means Purchase order
- (xxx) “OTE” means Open tender enquiry
- (xxxii) “GTE” means Global TENDER enquiry
- (xxxii) “CCMC” means Comprehensive Annual maintenance contract

2. Introduction

- 2.1 The Purchaser has issued these Tender Documents for purchase of goods and related services as mentioned in Section – VI – “List of Requirements”, which also indicates, *interalia*, the required delivery schedule, terms and place of delivery.
- 2.2 This section (Section II - “General Instructions to Bidders”) provides the relevant information as well as instructions to assist the prospective bidders in preparation and submission of bids. It also includes the mode and procedure to be adopted by the bidder for receipt and opening as well as scrutiny and evaluation of bids and subsequent placement of contract.
- 2.3 The bidder shall also read the Special Instructions to Bidders (SIB) related to this purchase, as contained in Section III of these documents and follow the same accordingly. Whenever there is a conflict between the GIB and the SIB, the provisions contained in the SIB shall prevail over those in the GIB.
- 2.4 Before formulating the bid and submitting the same to the purchaser, the bidder should read and examine all the terms, conditions, instructions, etc. contained in the Tender Document. Failure to provide and/or comply with the

required information, instructions etc. incorporated in these Tender Documents may result in rejection of its Bid.

3. Availability of Funds

3.1 Expenditure to be incurred for the proposed purchase will be met from the funds available with the purchaser/consignee.

4. Language of Bid

4.1 The bid submitted by the bidder and all subsequent correspondence and documents relating to the bid exchanged between the bidder and the purchaser, shall be written in the English language. However, the language of any printed literature furnished by the bidder in connection with its bid may be written in any other language provided the same is accompanied by an English translation and, for purposes of interpretation of the bid, the English translation shall prevail.

5. Eligible Bidders

5.1 This Invitation for Tenders is open to all bidder who fulfill the eligibility criteria specified in these documents.

6. Eligible Goods and Services

6.1 All goods and related services to be supplied under the contract shall have their origin in India or any other country with which India has not banned trade relations. The term "origin" used in this clause means the place where the goods are mined, grown, produced, or manufactured or from where the related services are arranged and supplied.

7. Bid Expense

7.1 The bidder shall bear all costs and expenditure incurred and/or to be incurred by it in connection with its bid including preparation, uploading of its bid and for subsequent processing the same. The purchaser will, in no case be responsible or liable for any such cost, expenditure etc. regardless of the conduct or outcome of the Tender process.

B. TENDER ENQUIRY DOCUMENT

8. Content of Tender Enquiry Document

8.1 In addition to Section I – “Notice Inviting Tender” (NIT), the Tender Enquiry Document includes:

- Section II – General Instructions to Bidders (GIB)
- Section III – Special Instructions to Bidders (SIB)
- Section IV – General Conditions of Contract (GCC)
- Section V – Special Conditions of Contract (SCC)
- Section VI – List of Requirements
- Section VII – Technical Specifications & General Points
- Section VIII – Qualification Criteria
- Section IX – Tender Acceptance Form
- Section X – Price Schedules (BoQs)
- Section XI – Check list
- Section XII – Bank Guarantee Form for Bid Security
- Section XIII – Manufacturer’s Authorization Form
- Section XIV – Bid Form Covering Letter
- Section XV – Bidder Information Form
- Section XVI – Eligibility Declaration Form
- Section XVII – Bid Security Declaration Form
- Section XVIII – Technical Specification & Quality Assurance Compliance Form
- Section XIX – Qualification Criteria Compliance Form
- Section XX – Deviations from Schedule of Requirements Form
- Section XXI – Format for Declaration by the Bidder for Code of Integrity & Conflict of Interest
- Section XXII – Bank Guarantee Form for Performance Security/CMC Security
- Section XXIII – Contract Forms A & B
- Section XXIV – Performa of Consignee Receipt Certificate
- Section XXV – Performa of Final Acceptance Certificate by the consignee

8.2 The relevant details of the required goods and services, the terms, conditions and procedure for Tender, bid evaluation, placement of contract, the applicable contract terms and, also, the standard formats to be used for this purpose are incorporated in the above-mentioned documents. The interested bidders are expected to examine all such details etc. to proceed further.

9. Corrigendum to Tender Enquiry Document

9.1 At any time prior to the deadline for submission of bids, the purchaser may, for any reason deemed fit by it, modify the Tender Enquiry Document by issuing suitable Corrigendum to it.

9.2 Corrigendum will be notified through <https://eprocure.gov.in/eprocure/app> only.

9.3 In order to provide reasonable time to the prospective bidders to take necessary action in preparing their bids as per the amendment, the purchaser may, at its discretion extend the deadline appropriately for the submission of bids and other allied time frames, which are linked with that deadline.

10. Clarification of Tender Enquiry Document

- 10.1 A bidder requiring any clarification or elucidation on any issue of the Tender Enquiry Document may take up the same with the purchaser through CPP Portal only. The purchaser will respond through CPP Portal to such request provided the same is uploaded within the time schedule mentioned in “Critical Date Sheet”.

C. PREPARATION OF BIDS

11. Documents Comprising the Bid

- 11.1 The Two Bid System, i.e. “Techno – Commercial Bid” and “Price Bid” prepared by the bidder shall comprise the following:

A) Techno – Commercial Bid (Un-priced Bid)

- i) Scanned copy of “EMD/Bid Security” furnished in accordance with GIB clause 19.1 alternatively, documentary evidence as per GIT clause 19.2 for claiming exemption from payment of EMD/Bid security to be uploaded. The bidder who is exempted from submission of amount of bid security shall also submit a bid securing declaration (BSD) in lieu of Bid security duly signed by the bidder, in the Performa available under Section XVII
- ii) Scanned copy of “Technical Specifications Quoted” as per Section- VII of Tender Enquiry Document viz-a-viz technical specification of the quoted equipment.
- iii) Scanned copy of “Technical Brochure/Catalogue of OEM of quoted equipment” detailing its technical parameters.
- iv) Scanned copy of “Tender Acceptance Form” as per Section IX to be uploaded.
- v) Scanned copy of “Performance Statement” as per Section VIII, Performa ‘A’ along with relevant copies of orders and End Users” satisfaction certificate to be uploaded
- vi) Scanned Copy of GST Registration Certificate.
The Scanned Copies of following documents, wherever applicable may be uploaded under “Other Important Documents”:
- vii) Scanned copy of Documentary evidence, as necessary in terms of clauses 5 and 17 of GIB establishing that the bidder is eligible to submit the bid and, also, qualified to perform the contract if its bid is accepted to be uploaded.
- viii) Bidder who quotes for goods manufactured by other manufacturer shall upload scanned copy of “Manufacturer’s Authorization Form” as per Section XIII. While giving authorization to agent, to quote on their behalf, manufacturer has to give the reasons for not quoting directly against this bid in the Manufacturer’s Authorization Form to be uploaded.
- ix) Scanned copy of Power of Attorney in favor of signatory of Tender/Bid and signatory of Manufacturer’s Authorization Form to be uploaded.
- x) Scanned copy of Documents and relevant details to establish in accordance with GIB clause 18 that the goods and the allied services to be supplied by the bidder conform to the requirement of the Tender Enquiry Document to be uploaded.
- xi) Scanned copy of Documents confirming to Sole

- Proprietorship/Partnership/Private Limited Firm in the country of origin as the case may be to be uploaded.
- xii) (a) Public Procurement (Preference to Make in India) F.No.31026/36/2016-MD dated 16 Feb, 2021 issued by Department of Pharmaceuticals, Ministry of Chemicals & Fertilizers as amended from time to time and its subsequent orders notifications issued by concerned Nodal Ministry will be applicable. Scanned copy of local supplier declaration /certificate as per section VIII, Performa „B“ to be uploaded.
- (b) All the provisions of Public Procurement (Preference to Make in India) Order 2017, as revised by DPIIT on 16.09.2020 and subsequently office memorandum is issued by the DPIIT as well as concerned ministry and department shall be applicable as such and shall be adhered to by all procuring agencies for procurement of any medical device.
- xiii) Restrictions under Rule 144 (xi) of the GFRs 2017 as per order no. F.No.6/18/2019 PPD dated 23rd July, 2020 regarding land Border sharing issued by Department of Expenditure, Public Procurement Division will be applicable. Relevant documents regarding this order to be uploaded as per section VIII, Performa ‘C’.

Note:

1. It is the responsibility of bidder to go through the Tender Enquiry Document to ensure uploading all required documents in addition to above, if any.

B) Price Bid:

- 1) Price Schedule(s) as per BoQ format filled up with all the details including Make, Model etc. of the goods offered to be uploaded.

Note:

- i) Instructions related to BoQ column related to "Currency Conversion against each Item". Select "Full Conversion" in case the Bidder wants to Quote Goods in INR only. Select "Partial Conversion" in case the Bidder wants to Quote Goods in Foreign currency OR in both Foreign currency and INR. It is mandatory to Quote "Turnkey" and "CMC" in INR only.
 - ii) If Quoted Currency is not in Foreign Currency, Column No. 13 can't be blank, it is mandatory to fill 0.00 at least.
- 2) Scanned Copy of Consumables, optional accessories/items, Spares, etc. as per requirement of Tender Enquiry Document.
 - 3) Scanned copy of details from sr. no (vii) to (xiii) of local supplier declaration /certificate as per section VIII, Performa ‘B’.

Schedule of price bid in the form of BOQ_XXXX .xls

The below mentioned (Section X) price bid format is provided as BoQ_XXXX.xls along with this Tender Enquiry Document at <https://eprocure.gov.in/eprocure/app>. Bidders are advised to download this BoQ_XXXX.xls as it is and quote their offer/rates

in the permitted column and upload the same in the commercial bid only. Bidder shall not tamper/modify downloaded price bid template in any other manner. In case if the same is found to be tempered/modified in any manner, tender will be completely rejected and tenderer is liable to be banned from doing business with NIPER SAS Nagar. He may be declared as black listed for 2 years (GFR Rule 151)

11.2 The authorized signatory of the bidder must digitally sign the bid. Individuals digitally signing the bid or other documents connected with a contract must specify whether he signs as:

- i. A "Sole" Proprietor of the firm or constituted attorney of such Sole Proprietor.
- ii. In case of partnership firm, he must have authority to quote & to refer to arbitration dispute concerning the business of the partnership either by virtue of the partnership agreement or a power of attorney;
- iii. Constituted attorney of the firm if it is a company.

Note:

1. In case of (ii) above, a copy of the partnership agreement deed duly registered with "Registrar of Firm's" or general power of attorney, in either, case, attested by a Notary Public should be uploaded, or affidavit on stamped paper of all the partners admitting execution of the partnership agreement or the general power of attorney should be uploaded.
2. In case of the partnership firms, where no authority to refer disputes concerning the business of the partnership has been conferred on any partner, the bid and all other related documents must be signed by every partner of the firm and uploaded.
3. Person digitally signing the Tender Acceptance Form or any documents forming part of the contract on behalf of another shall be deemed to warrantee that he has authority to bind such other persons and if, on enquiry, it appears that the persons so signing had no authority to do so, the purchaser may, without prejudice to other civil and criminal remedies, liable for rejection of bid or cancel of contract and hold the signatory liable for all cost and damages.

11.3 A bid, which does not fulfill any of the above requirements and/or gives evasive information/reply against any such requirement, shall be liable to be ignored and rejected.

11.4 Bid sent by fax/email shall be ignored and shall not accepted

12. Bid Currencies

12.1 The bidder supplying indigenous goods or already imported goods shall quote only in Indian Rupees (INR).

12.2 For imported goods if supplied directly from abroad, prices shall be quoted in any freely convertible currency say USD, EUR, GBP, SGD, AUD, CHF, YEN. As regards price(s) for allied services, if any required with the goods, the same

shall be quoted in Indian Rupees only, if such services are to be performed/undertaken in India. Commission for Indian Agent, if any and if payable shall be indicated in the space provided for in the Price Schedule and will be payable in Indian Rupees only after satisfactory supply, installation and acceptance of the goods. The rate of conversion shall be taken as on the date of placement of purchase order.

- 12.3 Bids, where prices are quoted in any other way shall be treated as non-responsive and to be rejected.

13 Bid Prices

- 13.1 The Bidder shall indicate on the Price Schedule provided in BoQ all the specified components of prices shown therein including the unit prices, applicable taxes and total bid prices of the goods and services it proposes to supply against the requirement. All the columns shown in the Price Schedule should be filled up as required.

- 13.2 If there is more than one schedule in the “List of Requirements”, the bidder has the option to submit its bid for any one or more schedules. However, while quoting for a schedule, the bidder shall quote for the complete requirement of goods and services as specified in that particular schedule.

- 13.3 The quoted prices for goods offered from within India and that for goods offered from abroad are to be indicated separately in the applicable Price Schedules in BoQ.

- 13.4 While filling up the columns of the Price Schedule, the following aspects should be noted for compliance:

- 13.4.1 For domestic goods or goods of foreign origin located within India, the prices in the corresponding Price Schedule shall be entered separately in the following manner:

- a) The price of the goods, quoted ex-factory/ ex-showroom/ ex-warehouse/ off-the-shelf, as applicable, including packing charges and GST and Custom Duty already paid or payable on the components and raw material used in the manufacture or assembly of the goods quoted ex- factory etc. or on the previously imported goods of foreign origin quoted ex-showroom etc;
- b) Any taxes and duty, which will be payable on the goods in India if the contract is awarded;
- c) Charges towards Inland Transportation, Insurance (local transportation and storage) would be borne by the Supplier from ware house to the consignee site for a period including 3 months beyond date of delivery, Loading/Unloading and other local costs incidental to delivery of the goods to their final destination as specified in the List of Requirements and Price Schedule;
- d) The price of Incidental Services (including installation & commissioning, supervision, demonstration and training), at the consignee site as mentioned in List of Requirements, Technical Specification and Price Schedule;
- e) The prices of Turnkey Work (if any), as mentioned in List of Requirements, Technical Specification and Price Schedule;
- f) The price of CMC, as mentioned in List of Requirements, Technical

Specification and Price Schedule.

- 13.4.2 For goods offered from abroad, the prices in the corresponding price schedule shall be entered separately in the following manner:
- a) The price of goods quoted on FOB price at port of loading/ FCA price at airport of loading, as mentioned in List of Requirements, Technical Specification and Price Schedule
 - b) The amount of Freight and Insurance (port of loading to port of entry) and other incidental costs.
 - c) The price of Incidental Services (including Installation & Commissioning, Supervision, Demonstration and Training) at the Consignee's site as mentioned in List of Requirements, Technical Specification and Price Schedule.
 - d) The price of Extended Insurance (local transportation and storage) from port of entry to the consignee site for a period including 3 months beyond date of delivery.
 - e) The Unit Price on CIP Name port of Destination + Extended Insurance (local transportation and storage)
 - f) The price of total Price on CIP Named port of Destination +Insurance (local transportation on and storage)
 - g) The price of Custom duty, clearance charges and transportation charges from port of landing to consignee site (NIPER Mohali) on FOR basis shall be quoted in INR
 - h) The prices of Turnkey Work (if any), as mentioned in List of Requirements, Technical Specification and Price Schedule; and
 - i) The price of CMC, as mentioned in List of Requirements, Technical Specification and Price Schedule

13.5 Additional information and instruction on Taxes and Duties:

13.5.1 GST (Goods & Services Tax)

If the bidder desires to ask for GST (goods and services tax) to be paid extra, the same must be specifically stated. In the absence of any such stipulation, the price will be taken inclusive of GST and no claim for the same will be entertained later.

- 13.5.2 Custom Duty the Purchaser will pay the Custom Duty wherever applicable. NIPER Mohali is exempted from paying custom duty under notification No.51/96 (partially or full) and necessary "Custom Duty Exemption Certificate" can be issued after providing following information and Custom Duty Exemption Certificate will be issued to the shipment in the name of the Institute, (no certificate will be issued to third party): The procured product should be used for teaching, scientific and research work only. (Custom duty payable as per latest Govt. notification)

- 13.6 For transportation of imported goods offered from abroad, relevant instructions as incorporated under GCC Clause 10 shall be followed.

- 13.7 For insurance of goods to be supplied, relevant instructions as provided under GCC Clause 11 shall be followed.

- 13.8 Unless otherwise specifically indicated in this Tender Enquiry Document, the

terms FCA, FOB, CIF, CIP, FOR etc. for imported goods offered from abroad, shall be governed by the rules & regulations prescribed in the current edition of INCOTERMS - 2010, published by the International Chamber of Commerce, Paris.

- 13.9 The need for indication of all such price components by the bidders, as required in this clause (viz., GIB clause 13) is for the purpose of comparison of the bids by the purchaser and will no way restrict the purchaser's right to award the contract on the selected bidder on any of the terms offered.

14. Indian Agent

- 14.1 If a foreign bidder has engaged an agent in India in connection with its bid, the foreign bidder, in addition to indicating Indian agent's commission, if any, in a manner described under GIB sub clause 12.2 above, shall also furnish the following information:

- a) The complete name and address of the Indian Agent.
- b) The details of the services to be rendered by the agent for the subject requirement.
- c) Details of Service outlets in India, nearest to the consignee(s), to render services during Warranty and CMC period.

15. Firm Price

- 15.1 Unless otherwise specified in the SIB, prices quoted by the bidder shall remain firm and fixed during the currency of the contract and not subject to variation on any account.
- 15.2 However, as regards taxes and duties, if any, chargeable on the goods and payable, the conditions stipulated in GIB clause 13 will apply.

16. Alternative Models

- 16.1 Alternative Models are permitted. The Bidder can quote alternate models meeting the specifications of the Tender document of same manufacturer with single Bid Security.
- 16.2 If an agent submits bid on behalf of the Principal/OEM, the same agent shall not submit a bid on behalf of another Principal/OEM in the same Advertised Tender Enquiry for the same item/product. In a bid, either the Indian Agent on behalf of the Principal/OEM or Principal/OEM itself can bid but both cannot bid simultaneously for the same models in the same Advertised Tender Enquiry.
- 16.3 One Principal/OEM cannot authorize two agents simultaneously for the same item against same Advertised Tender Enquiry.

17 Documents Establishing Bidder's Eligibility and Qualifications

- 17.1 Pursuant to GIB clause 11, the bidder shall furnish, as part of its bid, relevant details and documents establishing its eligibility to quote and its qualifications to perform the contract if its bid is accepted.

17.2 The documentary evidence needed to establish the bidder's qualifications shall fulfill the following requirements:

- a) In case the bidder offers to supply goods, which are manufactured by some other firm, the bidder has been duly authorized by the goods manufacturer to quote for and supply the goods to the purchaser. The bidder shall submit the manufacturer's authorization letter to this effect along with the verifiable link to validate the same as per the standard form provided under Section XIII in this document.
- b) In case the bidder is not doing business in India, it is duly represented by an agent stationed in India fully equipped and able to carry out the required contractual functions and duties of the supplier including after sale service, maintenance & repair etc. of the goods in question, stocking of spare parts and fast-moving components and other obligations, if any, specified in the conditions of contract and/or technical specifications.

18. Documents establishing good's Conformity to Tender Enquiry Document.

- 18.1 The bidder shall upload in its bid the required as well as the relevant documents like technical data, literature, drawings etc. to establish that the goods and services offered in the bid fully conform to the goods and services specified by the purchaser in the Tender Enquiry Document. For this purpose, the bidder shall also upload a clause-by-clause commentary on the technical specifications and other technical details incorporated by the purchaser in the Tender Enquiry Document to establish technical responsiveness of the goods and services offered in its bid.
- 18.2 In case there is any variation and/or deviation between the goods & services prescribed by the purchaser and that offered by the bidder, the bidder shall list out the same in a chart form without ambiguity and provide the same along with its bid.
- 18.3 If a bidder furnishes wrong and/or misleading data, statement(s) etc. about technical acceptability of the goods and services offered by it, its bid will be liable to be ignored and rejected in addition to other remedies available to the purchaser in this regard.

19. Bid Security (BS) /EMD

- 19.1 Pursuant to GIB clauses 8.1 and 11.1 A (i) the bidder shall furnish along with its bid, Bid Security for amount as shown in the Notice Inviting Tenders (NIT). It is required to protect the purchaser against the risk of the bidder's unwarranted conduct as amplified under sub-clause 19.7 below.
- 19.2 The original Earnest Money/Bid Security must be delivered to address as given in NIT till bid opening date and time as mentioned in "Critical Date Sheet" failing which the bid shall be summarily rejected. The scanned copy of original Bid Security/EMD may be uploaded along with the bid.
- 19.3 The bidders who are currently registered with MSME for the specific goods as per Tender document specification shall be eligible for exemption from Bid Security as defined in MSE Procurement Policy issued by the department of MSME. In case the bidder falls in this category, the bidder shall upload relevant certificate of registration issued by department of MSME and shall also be

required to submit a bid securing declaration (BSD) in lieu of Bid security duly signed by the bidder, in the Performa available under Section XVII.

- 19.4 The Bid Security shall be denominated in Indian Rupees or equivalent currencies as per GIB clause 12.2. The Bid Security shall be furnished in one of the following forms:
- i) Account Payee Demand Draft/ Banker's cheque
 - ii) Fixed Deposit Receipt from commercial banks
 - iii) Bank Guarantee (including e-Bank Gurantee)
 - iv) Insurance security bonds
 - v) Online payment in an acceptable form. (Bank account detail
- 19.5 The demand draft or banker's cheque shall be drawn on any commercial bank in India or country of the bidder, in favour of as indicated in the NIT payable at SAS Nagar. In case of Bank Guarantee, the same is to be provided from any commercial bank in India or country of the bidder as per the format specified under Section XII in these documents.
- 19.6 The Bid Security shall be valid for a period of forty-five (45) days beyond the validity period of the bid. As validity period of Bid as per Clause 20 of GIB is OTE 75 days and GTE 90 days, as such the Bid Security shall be valid for incase of OTE 120 days and incase GTE, 135 days from Techno- Commercial Bid opening date.
- 19.7 The Bid Security of unsuccessful bidders will be returned without any interest, after expiry of the bid validity period, but not later than thirty days after conclusion of the resultant contract. The Bid Security of successful bidder will be returned without any interest, after receipt of performance security from that bidder.
- 19.8 Bid Security is required to protect the purchaser's right against the risk of the Bidder's conduct, which would warrant the forfeiture of the Bid Security. Bid Security of a bidder will be forfeited, if the bidder withdraws or amends its bids or impairs or derogates from the bid in any respect within the period of validity of its bid or if it comes to the notice that the information/documents furnished in its bid is incorrect, false, misleading or forged without prejudice to other rights of the purchaser. The Bid Security of the successful bidder will be forfeited without prejudice to other rights of Purchaser if it fails to furnish the required performance security within the specified period.
- 19.9 In the case of Bank Guarantee furnished from banks outside India (i.e. foreign Banks), it should be authenticated and countersigned by any nationalized bank in India by way of back-to-back counter guarantee and the same should be submitted along with the bid.

20. Bid Validity

- 20.1 If not mentioned otherwise in the SIB, the bid shall remain valid for acceptance for a period of OTE 75 days AND GTE 90 days after the date of bid opening prescribed in the Tender Document. Any bid valid for a shorter period shall be treated as unresponsive and rejected.
- 20.2 In exceptional cases, the bidder may be requested by the purchaser to extend

the validity of their bids up to a specified period. Such request(s) and responses thereto shall be conveyed by mail/fax/email. The bidders, who agree to extend the bid validity, are to extend the same without any change or modification of their original bid and they are also to extend the validity period of the Bid Security accordingly. A bidder, who may not agree to extend its bid validity after the expiry of the original validity period, their bid will not be considered further and the Bid Security furnished by them shall be returned.

20.3 In case the day up to which the bids are to remain valid falls on/ subsequently declared a holiday or closed day for the purchaser, the bid validity shall automatically be extended up to the next working day.

21. Signing of Bid

21.1 The bidders shall submit their online bids as per the instruction for online bid process contained in GIB Clause 11.

22. Instructions for Online Bid Submission:

22.1 The bidders are required to submit soft copies of their bids electronically on the CPP Portal, using valid Digital Signature Certificates. The instructions given below are meant to assist the bidders in registering on the CPP Portal, prepare their bids in accordance with the requirements and submitting their bids online on the CPP Portal.

More information useful for submitting online bids on the CPP Portal may be obtained at: <https://eprocure.gov.in/eprocure/app>.

23. REGISTRATION ON CPP PORTAL:

23.1 Bidders are required to enroll on the e-Procurement module of the Central Public Procurement Portal (URL: <https://eprocure.gov.in/eprocure/app>) by clicking on the link "Online bidder Enrolment" on the CPP Portal which is free of charge.

23.2 As part of the enrolment process, the bidders will be required to choose a unique username and assign a password for their accounts.

23.3 Bidders are advised to register their valid email address and mobile numbers as part of the registration process. These would be used for any communication from the CPP Portal.

23.4 Upon enrolment, the bidders will be required to register their valid Digital Signature Certificate (Class II or Class III Certificates with signing key usage) issued by any Certifying Authority recognized by CCA India (e.g. Sify / nCode / eMudhra etc.), with their profile.

23.5 Only one valid DSC should be registered by a bidder for this Purpose. Please note that the bidders are responsible to ensure that they do not lend their DSC's to others which may lead to misuse.

- 23.6 Bidder then logs in to the site through the secured log-in by entering their user ID / password and the password of the DSC / e-Token.

24. SEARCHING FOR TENDER ENQUIRY DOCUMENT

- 24.1 There are various search options built in the CPP Portal, to facilitate bidders to search active tenders by several parameters. These parameters could include Tender ID, Organization Name, Location, Date, Value, etc. There is also an option of advanced search for tenders, wherein the bidders may combine a number of search parameters such as Organization Name, Form of Contract, Location, Date, Other keywords etc. to search for a tender published on the CPP Portal.
- 24.1.1 Once the bidders have selected the tenders they are interested in, they may download the required documents / tender schedules. These tenders can be moved to the respective, My Tenders' folder. This would enable the CPP Portal to intimate the bidders through SMS / e-mail in case there is any corrigendum issued to the tender document.
- 24.1.2 The bidder should make a note of the unique Tender ID assigned to each tender; in case they want to obtain any clarification / help from the Helpdesk.

25. PREPARATION OF BIDS

- 25.1 Bidder should take into account any corrigendum published on the tender document before submitting their bids.
- 25.2 Please go through the tender advertisement and the Tender Enquiry Document carefully to understand the documents required to be submitted as part of the bid. Please note the number of covers in which the bid documents have to be submitted, the number of documents - including the names and content of each of the document that need to be submitted. Any deviations from these may lead to rejection of the bid.
- 25.3 Bidder, in advance, should get ready the documents/BoQ to be uploaded as indicated in the Tender Enquiry Document and generally, they can be in PDF / XLS / RAR / DWF/JPG formats. Scanned documents to be uploaded may be scanned with 100 dpi with black and white option which helps in reducing size of the scanned document and resulting in fast uploading. It is the responsibility of the bidder to ensure that uploaded scanned documents are legible.
- 25.4 To avoid the time and effort required in uploading the same set of standard documents which are required to be submitted as a part of every bid, a provision of uploading such standard documents has been provided to the bidders. Bidders can use "My Space" or "Other Important Documents" area available to them to upload such documents. These documents may be directly submitted from the "My Space" area while submitting a bid, and need not be uploaded again and again. This will lead to a reduction in the time required for bid submission process.
- 25.5 Pre-bid Conference (if required): If so, indicated in Schedule of Tender, Bidders

are requested to attend a Pre-bid conference for clarification on the Tenders' technical specifications and commercial conditions, on the time, date, and place mentioned therein. Participation in such a Pre-bid Conference is not mandatory. If a bidder does not participate or submit any query, then no subsequent representations from them regarding the Technical/ commercial specifications/ conditions shall be entertained.

- 25.5.1 A Pre-bid meeting of the interest parties shall be convened at the designated date time and place mentioned below as well as cover page. A maximum of two representatives of each Application shall be allowed to participate.
- 25.5.2 During the course of Pre-bid meeting, the Applicants shall be free to seek clarification and make suggestion for consideration of the Authority . The Authority shall endeavor to provide clarification and such further information as it may, in its sole discretion consider appropriate for facilitating a fair, transparent and competitive Bidding Process. The written clarification /corrigendum in response to the written queries, if any shall be hosted on the NIPER website.
- 25.5.3 The pre-Bid meeting shall be held on 21 November 2024 at 3.00 PM at Conference Room on the 1st Floor of Administrative Bhawan NIPER.
- 25.5.4 Interested agencies/firms/applicants shall submit their proposal/queries as hard and soft copy on or before 20 November 2024 11.00 AM to the following address:
- 25.5.5 ARSP , Store and Purchase Section, NIPER SAS Nagar, with a Soft copy/Hard copy with the subject line – proposal for Biosafety Laboratory Facility – and soft copy to be Emailed at email ID spc2@niper.ac.in

D. SUBMISSION OF BIDS

26. Submission of Bids

- 26.1 Bidder should log into the site/portal well in advance for bid submission so that they can upload the bid in time i.e. on or before the bid submission time. Bidder will be responsible for any delay due to other issues.
- 26.2 The bidder has to digitally sign and upload the required bid documents one by one as indicated in the Tender Enquiry document.
- 26.3 Bidder has to select the payment option as “offline” to pay the Bid Security/ EMD as applicable and enter details of the instrument.
- 26.4 Bidder should prepare the Bid Security/EMD as per the instructions specified in the Tender Enquiry Document. The original should be posted/couriered/given in person to the concerned official, latest by the last date of bid submission or as specified in the Tender Enquiry Document. The details of the DD/any other accepted instrument, physically sent, should tally with the details available in the scanned copy and the data entered during bid submission time. Otherwise, the uploaded bid will be rejected.
- 26.5 Bidders are requested to note that they should necessarily submit their financial bids in the format provided and no other format is acceptable. If the

price bid has been given as a standard BoQ format with the tender document, then the same is to be downloaded and to be filled by all the bidders. Bidders are required to download the BoQ file, open it and complete the white coloured (unprotected) cells with their respective financial quotes and other details (such as name of the bidder). No other cells should be changed. Once the details have been completed, the bidder should save it and submit it online, without changing the filename. If the BoQ file is found to be modified by the bidder, the bid will be rejected.

26.6 The server time (which is displayed on the bidders' dashboard) will be considered as the standard time for referencing the deadlines for submission of the bids by the bidders, opening of bids etc. The bidders should follow this time during bid submission.

27. All the documents being submitted by the bidders would be encrypted using PKI encryption techniques to ensure the secrecy of the data. The data entered cannot be viewed by unauthorized persons until the time of bid opening. The confidentiality of the bids is maintained using the secured Socket Layer 128 bit encryption technology. Data storage encryption of sensitive fields is done. Any bid document that is uploaded to the server is subjected to symmetric encryption using a system generated symmetric key. Further this key is subjected to asymmetric encryption using buyers/bid openers' public keys. Overall, the uploaded tender documents become readable only after the tender opening by the authorized bid openers.

- 1) The uploaded Tender/Bid shall become readable only after the tender opening by the authorized bid openers.
- 2) Upon the successful and timely submission of bids (ie after Clicking "Freeze Bid Submission" in the portal), the portal will give a successful bid submission message & a bid summary will be displayed with the bid no. and the date & time of submission of the bid with all other relevant details.
- 3) The bid summary has to be printed and kept as an acknowledgement of the submission of the bid. This acknowledgement may be used as an entry pass for any bid opening meetings.

28. ASSISTANCE TO BIDDERS

28.1 Any queries relating to the Tender Enquiry Document and the terms and conditions contained therein should be addressed to the Tender Inviting Authority for a tender or the relevant contact person indicated in the NIT.

28.2 Any queries relating to the process of online bid submission or queries relating to CPP Portal in general may be directed to the 24x7 CPP Portal Helpdesk

E. BID OPENING

29. Opening of Bids

E- Bids will be opened after due time and date and the bidders may check the status etc. on CPP Portal.

F. SCRUTINY AND EVALUATION OF BIDS

30. Basic Principle

Bids will be evaluated on the basis of the terms & conditions already incorporated in the Tender Enquiry Document, based on which bids have been received and the terms, conditions etc. mentioned by the bidders in their bids. No new condition will be brought in while scrutinizing and evaluating the bids.

31. Scrutiny of Bids

- 31.1 The Purchaser will examine the Bids to determine whether they are complete, whether any computational errors have been made, whether required Bid Securities have been furnished, whether the documents have been properly signed stamped and whether the Bids are generally in order.
- 31.2 The Purchaser's determination of a Bid's responsiveness is to be based on the contents of the Bid itself without recourse to extrinsic evidence.
- 31.3 The Bids will be scrutinized to determine whether they are complete and meet the essential and important requirements, conditions etc. as prescribed in the Tender Enquiry Document. The bids, which do not meet the basic requirements, are liable to be treated as non-responsive and will be rejected.
- 31.4 The following are some of the important aspects, for which a bid shall be declared non-responsive during the evaluation and will be ignored;
- (i) Tender Acceptance Form as per Section IX (signed & stamped) not uploaded.
 - (ii) Bid validity is shorter than the required period.
 - (iii) Required Bid Security (Amount, validity etc.)/ exemption documents have not been uploaded as per stipulated provisions.
 - (iv) Bidder has quoted for goods manufactured by other manufacturer(s) without the required Manufacturer's Authorization Form as per Section XIII along with the verifiable link for the same
 - (v) Bidder has not agreed to give the required Performance Security of required amount in an acceptable form in terms of GCC clause 5, read with modification, if any, in Section - V – "Special Conditions of Contract", for due performance of the contract.
 - (vi) Bidder has not agreed to other essential condition(s) specially incorporated in the Tender document like terms of payment, liquidated damages clause, warranty clause, dispute resolution mechanism, applicable law.
 - (vii) Poor/unsatisfactory past performance.
 - (viii) Bidders who stand de-registered/banned/blacklisted by any Central Govt. Ministries/Departments/Hospitals/Institutes.
 - (ix) Bidder is not eligible as per Clauses 5, 6 & 17 of GIB.
 - (x) Bidder has not quoted for the entire quantity as specified in the List of Requirements in the quoted schedule.
 - (xi) Bidder has not agreed for the delivery terms and delivery schedule.

32. Minor Infirmary/Irregularity/Non-Conformity

- 32.1 If during the evaluation, the purchaser finds any minor informality and/or

irregularity and/or non-conformity in a bid, the purchaser will convey its observation on such „minor’ issues, which has not price implication, to the bidders by registered/speed post/ e-mail/fax etc. asking the bidder to respond by a specified date. If the bidder does not reply by the specified date or gives evasive reply without clarifying the point at issue in clear terms, that bid will be liable to be ignored.

33. Qualification Criteria

- 33.1 Bids of the bidder, who have not uploaded required documents or do not meet the required Qualification Criteria prescribed in Section VIII, will be treated as non - responsive and will not be considered further.

34. Conversion of bid currencies to Indian Rupees

- 34.1 In case the Tender Documents permits the bidder to quote their prices in different currencies, all such quoted prices of the responsive bidder will be converted to a single currency viz., Indian Rupees for the purpose of equitable comparison and evaluation, as per the exchange rates established by the Reserve Bank of India for similar transactions, as on the date of ‘Price Bid’ opening.

35. Schedule-wise Evaluation

- 35.1 In case the List of Requirements contains more than one schedule, the responsive bids will be evaluated and compared separately for each schedule. The bid for a schedule will not be considered if the complete requirements prescribed in that schedule are not included in the bid. However, as already mentioned in GIB sub clause 13.2, the bidder has the option to quote for any one or more schedules and offer discounts for combined schedules. Such discounts wherever applicable will be taken into account to determine the lowest evaluated cost for the purchaser in deciding the successful bidder for each schedule, subject to bidder (s) being responsive.

36. Comparison of Bids

- 36.1. Unless mentioned otherwise in Section – III – Special Instructions to bidder and Section – VI – List of Requirements, the comparison of the responsive Bids shall be carried out on Free Delivery at consignee site basis. The quoted Turnkey Work prices, buy back rates, in case of close system equipment(s), the cost of reagents/kits/consumables etc., charges against projected workload for the defined period and CMC prices will also be added for comparison/ranking purpose for evaluation. “Net Present Value (NPV) of the Annual Maintenance Contract Charges (CMC) quoted for 5 years after the warranty period shall be added to the bid price for evaluation and will be calculated after discounting the quoted price by a discounting factor of 10% per annum.” However the payment of CMC shall be made to the successful bidder at approved rates.

37. Additional Factors and Parameters for Evaluation and Ranking of Responsive Bidders

- 37.1 Further to GIB Clause 36 above, the purchaser’s evaluation of a bid will include and take into account the following:
- i) In the case of goods manufactured in India or goods of foreign origin already

- located in India, GST which will be contractually payable (to the bidder), on the goods if a contract is awarded on the bidder; and
- ii) in the case of goods of foreign origin offered from abroad, Custom Duty and GST which will be contractually payable (to the bidder) on the goods if the contract is awarded on the bidder.

37.2 The purchaser's evaluation of bid will also take into account the additional factors, if any, incorporated in SIB in the manner and to the extent indicated therein.

37.3 The Purchaser reserves the right to give the price preference to small-scale sectors etc. and purchase preference to central public sector undertakings as per the instruction in vogue while evaluating, comparing and ranking the responsive Bids.

38. Bidder's capability to perform the contract

38.1 The purchaser, through the above process of bid scrutiny and bid evaluation will determine to its satisfaction whether the bidder, whose bid has been determined as the lowest evaluated responsive bid is eligible, qualified and capable in all respects to perform the contract satisfactorily. If, there is more than one schedule in the List of Requirements, then, such determination will be made separately for each schedule.

38.2 The above-mentioned determination will, inter alia, take into account the bidder satisfying all the requirements of the purchaser as incorporated in the Tender Enquiry Document. Such determination will be based upon scrutiny and examination of all relevant data and details submitted by the bidder in its bid as well as such other allied information as deemed appropriate by the purchaser.

39. Contacting the Purchaser

39.1 From the time of submission of bid to the time of awarding the contract, if a bidder needs to contact the purchaser for any reason relating to NIT /Tender Enquiry Document and / or its bid, it should do so only through CPP portal.

In case a bidder attempts to influence the purchaser in the purchaser's decision on scrutiny, comparison & evaluation of bids and awarding the contract, the bid of the bidder shall be liable for rejection in addition to appropriate administrative actions being taken against that bidder, as deemed fit by the purchaser.

G. AWARD OF CONTRACT

40. Purchaser's Right to accept any bid and to reject any or all bids.

40.1 The purchaser reserves the right to accept in part or in full any bid or reject any or more bid(s) without assigning any reason or to cancel the Tender process and reject all bids at any time prior to award of contract, without incurring any liability, whatsoever to the affected bidder(s).

41. Award Criteria

41.1 Subject to GIB clause 40 above, the contract will be awarded to the lowest evaluated responsive bidder decided by the purchaser in terms of GIB Clause 38.

42. Variation of Quantities at the Time of Award/ Currency of Contract

42.1 At the time of awarding the contract, the purchaser reserves the right to increase or decrease by up to twenty five (25) per cent, the quantity of goods and services mentioned in the schedule (s) in the “List of Requirements” (rounded off to next whole number) without any change in the unit price and other terms & conditions quoted by the bidder.

42.2 If the quantity has not been increased at the time of the awarding the contract, the purchaser reserves the right to increase by up to twenty five (25) per cent, the quantity of goods and services mentioned in the contract (rounded off to next whole number) without any change in the unit price and other terms & conditions mentioned in the contract, during the currency of the contract.

43. Notification of Award

43.1 Before expiry of the bid validity period, the purchaser will notify the successful bidder (s) in writing, by registered / speed post or by fax/ email (to be confirmed by registered / speed post) that its bid for Goods & Services, which have been selected by the purchaser, has been accepted, also briefly indicating there in the essential details like description, specification and quantity of the goods & services and corresponding prices accepted. The successful bidder must furnish to the purchaser the required Performance Security within thirty days from the date of dispatch of this notification, failing which the Bid Security will be forfeited and the award will be cancelled. Relevant details about the Performance Security have been provided in clause 5 of GCC under Section IV.

43.2 The Notification of Award shall constitute the conclusion of the Contract.

44. Issue of Contract

44.1 Promptly after notification of award, the Purchaser will mail the contract form (as per Section XV) duly completed and signed, in duplicate, to the successful bidder by registered / speed post.

44.2 Within twenty one days from the date of the contract, the successful bidder shall return the original copy of the contract, duly signed and dated, to the Purchaser/ by registered / speed post/courier.

44.3 The Purchaser reserve the right to issue the Notification of Award consignee wise.

45. Non-receipt of Performance Security and Contract by the Purchaser

45.1 Failure of the successful bidder in providing Performance Security and / or returning contract copy duly signed in terms of GIB clauses 43 and 44 above shall make the bidder liable for forfeiture of its Bid Security and, also, for

further actions by the Purchaser it as per the clause 24-Termination of default of GCC under Section IV.

46. Return of Bid Security/EMD

46.1 The Bid Security/EMD of the successful bidder and the unsuccessful bidder will be returned to them without any interest, whatsoever, in terms of Clause 19 of GIB.

47. Publication of Bid Result

47.1 The name and address of the successful bidder (s) receiving the contract(s) will be mentioned in the CPP Portal.

H. CORRUPT OR FRADULENT PRACTICES

48. Code of Integrity

1. The bidders/suppliers shall sign a declaration about abiding by the Code of Integrity & Conflict of interest and attached with the bid. In case of any transgression of this code, the bidder is not only liable to be removed from the list of registered suppliers, but it would be liable for other punitive actions such as cancellation of contracts, banning and blacklisting or action in Competition Commission of India, as so on.
2. Code of integrity for Public Procurement: The Purchaser as well as bidders, suppliers. Contractors and consultants should observe the highest standard of ethics and should not indulge in the following prohibited practices, either directly or indirectly, at any stage during the procurement process or during execution of resultant contracts:
 - A.** “corrupt practice”: making offers, solicitation or acceptance of bribe, rewards or gifts or any material benefit, in exchange for an unfair advantage in the procurement process or to otherwise influence the procurement process or contract execution;
 - B.** “Fraudulent practice”: any omission or misrepresentation that may mislead or attempt to mislead so that financial or other benefits may be obtained or an obligation avoided. This included making false declaration or providing false information for participation in a tender process or to secure a contract or in execution of contract;
 - C.** “Anti-competitive practice”: any collusion, bid rigging or anti-competitive arrangement, or any other practice coming under the purview of the Competition Act,2002, between two or more bidders, with or without the knowledge of the purchaser, that may impair the transparency, fairness and the progress of the procurement process or to establish bid prices at artificial, non-competitive levels;
 - D.** “Coercive practice”: harming or threatening to harm, persons or their property to influence their participation in the procurement process or affect the execution of a contact;

E. “conflict of interest”: participation by a bidding firm or any of its affiliates that are either involved in the consultancy contract to which this procurement is linked; or if they are part of more than one bid in the procurement ; or if the bidding firm or their personnel have relationships or financial or business transactions with any official of purchaser who are directly or indirectly related to tender or execution process of contract; or improper use of information obtained by the (prospective) bidder from the purchaser with an intent to gain unfair advantage in the procurement process or for personal gain; and

“obstructive practice”: materially impede the purchaser’s investigation into allegations of one or more of the above mentioned prohibition practices either by deliberately destroying, falsifying, altering; or by concealing of evidence material to the investigation; or by making false statements to investigator s and/ or by threatening, harassing or intimidating any party to prevent it from disclosing its knowledge of matters relevant to the investigation or from pursuing the investigation; or by impeding the purchaser’s Entity’s rights of audit or access to information;

3. Obligation for proactive disclosures

- A. the purchaser as well as bidders, suppliers, contractors and consultants, are obliged under code of integrity for Public Procurement to sue- moto proactively declare any conflicts of interest (coming under the definition mentioned above-pre-existing or as and as soon as these arise at any stage) in any procurement process or execution of contract. Failure to do so would amount to violation of this code of integrity; and
- B. The bidder must declare, whether asked or not in a bid document, any previous transgression of such a code of integrity with any entity in any country during the last three year or of being debarred by any other procuring Entity. Failure to do so would amount to violation of this code of integrity:
- C. to encourage voluntary disclosures, such declaration would not mean automatic disqualification for the bidder making such declarations. The declared conflict of interest would be evaluated and mitigation steps, if possible, taken by the purchaser.

4. Punitive Provisions Without prejudice to and in addition to the rights of the Purchaser to other penal provisions as per the bid documents or contract, if the Purchaser comes to a conclusion that a(prospective) bidder/ supplier, directly or through an agent, has violated this code of integrity in competing for the contract or in executing a contract, the purchaser may take appropriate measures including one or more of the following.

- A. if his bids are under consideration in any procurement:
 - i. forfeiture or encashment of bid security.
 - ii. Calling off of any pre-contract negotiations; and
 - iii. Rejection and exclusion of the bidder from the procurement process.
- B. If a contract has already been awarded
 - i. Cancellation of the relevant contract and recovery of compensation for loss incurred by the purchaser;
 - ii. Forfeiture or encashment of any other security or bond relating to the procurement;
 - iii. Recovery of payments including advance payments, if any, made by the

purchaser along with interest thereon at the prevailing rate.

C. Provisions in addition to above:

- i. Removal from the list of registered suppliers and banning/ debarment of the bidder from participation in future procurements of the purchaser for a period not less than one year;
- ii. In case of anti- competitive practices, information for further processing may be filed under a signature of the joint Secretary Level Officer, with the competition commission of India;
- iii. Initiation of suitable disciplinary or criminal proceedings against any individual or staff found responsible.

SECTION – III

SPECIAL INSTRUCTIONS TO BIDDERS (SIB)

The following Special Instructions to Bidders will apply for this purchase. These special instructions will modify/substitute/supplement the corresponding General Instructions to Bidders (GIB) incorporated in Section II. The corresponding GIB clause numbers have also been indicated in the text below:

Sl. No.	GIB Clause No.	Topic
A	1 to 7	Preamble
B	8 to 10	Tender Enquiry Document
C	11 to 25	Preparation of Bids
D	26 to 28	Submission of Bids
E	29	Bid Opening
F	30 to 39	Scrutiny and Evaluation of Bids
G	40 to 47	Award of Contract
H	48	Corrupt or Fraudulent Practices

SECTION - IV

GENERAL CONDITIONS OF CONTRACT (GCC)

1. Application

1.1 The General Conditions of Contract incorporated in this section shall be applicable for this purchase to the extent the same are not superseded by the Special Conditions of Contract prescribed under Section V, List of requirements under Section VI and Technical Specification under Section VII of this document.

2. Use of contract documents and information

2.1 The supplier shall not, without the purchaser's prior written consent, disclose the contract or any provision thereof including any specification, drawing, sample or any information furnished by or on behalf of the purchaser in connection therewith, to any person other than the person(s) employed by the supplier in the performance of the contract emanating from this Tender Document. Further, any such disclosure to any such employed person shall be made in confidence and only so far as necessary for the purposes of such performance for this contract.

2.2 Further, the supplier shall not, without the purchaser's prior written consent, make use of any document or information mentioned in GCC sub-clause 2.1 above except for the sole purpose of performing this contract.

2.3 Except the contract issued to the supplier, each and every other document mentioned in GCC sub-clause 2.1 above shall remain the property of the purchaser and, if advised by the purchaser, all copies of all such documents shall be returned to the purchaser on completion of the supplier's performance and obligations under this contract.

3. Patent and other IP Rights

3.1 The supplier shall, at all times, indemnify and keep indemnified the purchaser, free of cost, against all claims which may arise in respect of goods & services to be provided by the supplier under the contract for infringement of any intellectual property rights or any other right protected by patent, registration of designs or trademarks. In the event of any such claim in respect of alleged breach of patent, registered designs, trademarks etc. being made against the purchaser, the purchaser shall notify the supplier of the same and the supplier shall, at his own expenses take care of the same for settlement without any liability to the purchaser.

4. Country of Origin

4.1 All goods and services to be supplied and provided for the contract shall have the origin in India or in the countries with which the Government of India has trade relations.

4.2 The word "origin" incorporated in this clause means the place from where the goods are mined, cultivated, grown, manufactured, produced or processed or from where the services are arranged.

4.3 The country of origin may be specified in the Price Schedule.

5. Performance Security

5.1 Within fourteen days from date of the issue of notification of award by the Purchaser, the supplier, shall furnish Performance Security to the Purchaser for an amount equal to five percent (5%) of the total value of the contract, valid up to sixty (60) days after the date of completion of all contractual obligations by the supplier, including the warranty and CMC/CMC period obligations.

5.2 The Performance security shall be denominated in Indian Rupees or in the currency of the contract in any one of the forms namely Insurance Surety Bond, account payee demand draft, fixed deposit receipt from a commercial bank, bank guarantee issued/confirmed from any of the commercial bank in India in the prescribed form as provided in Section XIV, or online payment in an acceptable form in favor of the Director, NIPER, SAS Nagar.

5.3 In the event of any failure /default of the supplier with or without any quantifiable loss to the government including furnishing of consignee wise Bank Guarantee for CMC security as per Performa in Section XIV, the amount of the performance security is liable to be forfeited. The needful will be done to cover any failure/default of the supplier with or without any quantifiable loss to the Government.

5.4 In the event of any amendment issued to the contract, the supplier shall, within fifteen (15) days of issue of the amendment, furnish the corresponding amendment to the Performance Security (as necessary), rendering the same valid in all respects in terms of the contract, as amended.

5.5 The supplier shall enter into Annual Maintenance Contract as per the 'Contract Form – B' in Section XV with respective consignees, 3 (three) months prior to the completion of Warranty Period. The CMC will commence from the date of expiry of the Warranty Period.

5.6 Subject to GCC sub – clause 5.3 above, the Purchaser will release the Performance Security without any interest to the supplier on completion of the supplier's all contractual obligations including the warranty and CMC/AMC period obligations & after receipt of Consignee wise bank guarantee for AMC/CMC security in favor of Director NIPER.

6. Technical Specifications and General Points

6.1 The Goods & Services to be provided by the supplier under this contract shall conform 'Technical Specification' under Sections VII of this document.

7. Packing and Marking

7.1 The packing for the goods to be provided by the supplier should be strong and durable enough to withstand, without limitation, the entire journey during transit including transshipment (if any), rough handling, open storage etc. without any damage, deterioration etc. As and if necessary, the size, weights and volumes of the packing cases shall also take into consideration, the remoteness of the final destination of the goods and availability or otherwise of transport and handling facilities at all points during transit up to final destination as per the contract.

7.2 The quality of packing, the manner of marking within & outside the packages and provision of accompanying documentation shall strictly comply with the requirements as provided in Technical Specifications under Sections VII and in SCC under Section V. In case the packing requirements are amended due to issue of any amendment to the contract, the same shall also be taken care of by the supplier accordingly.

7.3 Packing instructions:

Unless otherwise mentioned in the Technical Specification under Sections VII and in SCC under Section V, the supplier shall make separate packages for each consignee (in case there is more than one consignee mentioned in the contract) and mark each package on three sides with the following with indelible paint of proper quality:

- a. Contract number and date
- b. Brief description of goods including quantity
- c. Packing list reference number
- d. Country of origin of goods
- e. Consignee's name and full address and
- f. Supplier's name and address

8. Inspection, Testing and Quality Control

8.1 The purchaser and/or its nominated representative(s) will, without any extra cost to the purchaser, inspect and/or test the ordered goods and the related services to confirm their conformity to the contract specifications and other quality control details incorporated in the contract. The purchaser shall inform the supplier in advance, in writing, the purchaser's programme/schedule for such inspection and, also the identity of the officials to be deputed for this purpose. "The cost towards the transportation, boarding and lodging will be borne by the purchaser and/or its nominated representative(s) for the first visit. In case the goods are rejected in the first instance and the supplier requests for re-inspection, and if same is accepted by Purchaser/Consignee, all subsequent inspections shall be at the cost of the supplier. The expense will be to and fro Economy Airfare, Local Conveyance, Boarding and Lodging of the inspection team for the inspection period."

8.2 The Technical Specification incorporated in the contract shall specify what inspections and tests are to be carried out and, also, where and how they are to be conducted. If such inspections and tests are conducted in the premises of the supplier or its subcontractor(s), all reasonable facilities and assistance, including access to relevant drawings, design details and

production data, shall be furnished by the supplier to the purchaser's inspector at no charge to the purchaser.

- 8.3** If during such inspections and tests the contracted goods fail to conform to the required specifications and standards, the purchaser's inspector may reject them and the supplier shall either replace the rejected goods or make all alterations necessary to meet the specifications and standards, as required, free of cost to the purchaser and re-submit the same to the purchaser's inspector for conducting the inspections and tests again.
- 8.4** In case the contract stipulates pre-dispatch inspection of the ordered goods at supplier's premises, the supplier shall put up the goods for such inspection to the purchaser's inspector well ahead of the contractual delivery period, so that the purchaser's inspector is able to complete the inspection within the contractual delivery period.
- 8.5** If the supplier tenders the goods to the purchaser's inspector for inspection at the last moment without providing reasonable time to the inspector for completing the inspection within the contractual delivery period, the inspector may carry out the inspection and complete the formality beyond the contractual delivery period at the risk and expense of the supplier. The fact that the goods have been inspected after the contractual delivery period will not have the effect of keeping the contract alive and this will be without any prejudice to the legal rights and remedies available to the purchaser under the terms & conditions of the contract.
- 8.6** The purchaser's contractual right to inspect, test and, if necessary, reject the goods after the goods' arrival at the final destination shall have no bearing of the fact that the goods have previously been inspected and cleared by purchaser's inspector during pre-dispatch inspection mentioned above.
- “On rejection, the supplier shall remove such stores within 14 days of the date of intimation of such rejection from the consignee's premises. If such goods are not removed by the supplier within the period mentioned above, the purchaser/consignee may remove the rejected stores and either return the same to the supplier at his risk and cost by such mode of transport as purchaser/consignee may decide or dispose of such goods at the suppliers risk to recover any expense incurred in connection with such disposals and also the cost of the rejected stores if already paid for.”
- 8.7** Goods accepted by the purchaser/consignee and/or its inspector at initial inspection and in final inspection in terms of the contract shall in no way dilute purchaser's/consignee's right to reject the same later, if found deficient in terms of the warranty clause of the contract, as incorporated under GCC Clause 15.
- 8.8** Principal/ Foreign supplier shall also have the equipment inspected by recognized/ reputed agency like SGS, Lloyd, BureauVeritas, TUV etc. prior to dispatch at the supplier's cost and furnish necessary certificate from the said agency in support of their claim.

9. Terms of Delivery

9.1 Goods shall be delivered by the supplier in accordance with the terms of delivery and as per the delivery period specified in the schedule of requirement. Please note that the time shall be the essence of the contract.

10. Transportation of Goods

10.1 Instructions for transportation of imported goods offered from abroad:

The supplier shall not arrange part-shipments without the express/prior written consent of the purchaser. The supplier is required under the contract to deliver the goods under FOR basis (NIPER, Mohali) terms.

11. Insurance

11.1 Unless otherwise instructed in the SCC, the supplier shall make arrangements for insuring the goods against loss or damage incidental to manufacture or acquisition, transportation, storage and delivery in the following manner:

- i) In case of supply of domestic goods on Free Delivery at Consignee's Site basis (FOR), the supplier shall be responsible till the entire stores contracted for arrival in good condition at destination. The transit risk in this respect shall be covered by the Supplier by getting the stores duly insured for an amount equal to 110% of the value of the goods from warehouse to warehouse (consignee site) on all risk basis. The insurance cover shall be obtained by the Supplier and should be valid till 3 months after the receipt of goods by the Consignee.
- ii) In case of supply of the imported goods on FOR basis (NIPER, Mohali), the additional extended Insurance (local transportation and storage) in addition to the demurrage, duties, and taxes as applicable would be borne by the Supplier from the port of entry to the consignee site for a period including 3 months beyond date of delivery for an amount equal to 110% of the overall expenditure to be incurred by the purchaser from warehouse to warehouse (consignee site-NIPER SAS Nagar) on all risk basis.

If the equipment is not commissioned and handed over to the consignee within 3 months, the insurance will have to be extended by the supplier at their cost till the successful installation, testing, commissioning and handing over of the goods to the consignee. In case the delay in the installation and commissioning is due to handing over of the site to the supplier by the consignee/End User, such extensions of the insurance will still be done by the supplier, but the insurance extension charges at actuals will be reimbursed.

12. Spare parts

12.1 If specified in the List of Requirements and in the resultant contract, the supplier shall supply/provide any or all of the following materials, information etc. pertaining to spare parts manufactured and/or supplied by the supplier:

- a) The spare parts as selected by the Purchaser/End User to be purchased from the supplier, subject to the condition that such purchase of the spare parts shall not relieve the supplier of any contractual obligation including warranty obligations; and
- b) In case the production of the spare parts is discontinued:
 - i) Sufficient advance notice to the Purchaser/End User before such discontinuation to provide adequate time to the purchaser to purchase the required spare parts etc., and
 - ii) Immediately following such discontinuation, providing the Purchaser/End User, free of cost, the designs, drawings, layouts and specifications of the spare parts, as and if requested by the Purchaser/End User.

12.2 Supplier shall carry sufficient inventories to assure ex-stock supply of consumables and spares for the goods so that the same are used during warranty and CMC period.

13. Incidental Services

13.1 Subject to the stipulation, if any, in the SCC (Section – V), List of Requirements (Section – VI) and the Technical Specification (Section – VII), the supplier shall be required to perform the following services:

- i) Installation & Commissioning, Supervision, Demonstration, Trial run etc. of the goods.
- ii) Turnkey work (if any).
- iii) Training of Consignee's/End Users Faculty, Scientist, Staff, operators etc. for operating and maintaining the goods.
- iv) Supplying required number of operation & maintenance manual for the goods.

14. Distribution of Dispatch Documents for Clearance/Receipt of Goods

The supplier shall send all the relevant dispatch documents well in time to enable the purchaser clear or receive (as the case may be) the goods in terms of the contract. Unless otherwise specified in the SCC, the usual documents involved and the drill to be followed in general for this purpose are as follows:

Within 24 hours of dispatch, the supplier shall notify the concerned Store Officer in NIPER and others concerned, the complete details of dispatch and also supply following documents by air mail / courier etc. with intimation by e-mail:

- a) Commercial Supplier's Invoice giving full details of the goods including quantity, value, etc.;
- b) Packing list;
- c) Certificate of country of origin;

- d) Bill of Lading/Airway Bill;
- e) Insurance Certificate; (if applicable)
- f) Manufacturer's guarantee and Inspection certificate; (if applicable)
- g) Inspection certificate issued by the Purchaser's Inspector; (if applicable)
- h) Any other document(s) as and if required in terms of the contract.

15. Warranty and CMC

The BSL-3 and BSL-2 facilities along with all instruments, all items supplied for this turnkey project shall be under warranty of 3 (three) years from the date of commissioning. This will be followed by a 5 (five) year CMC.

15.1 The supplier warrants comprehensively that the goods supplied under the contract is new, unused and incorporate all recent improvements in design and materials unless prescribed otherwise by the purchaser in the contract. The supplier further warrants that the goods supplied under the contract shall have no defect arising from design, materials (except when the design adopted and / or the material used are as per the Purchaser's/Consignee's specifications) or workmanship or from any act or omission of the supplier, that may develop under normal use of the supplied goods under the conditions prevailing in India.

15.2 The warranty shall include all spares, labour and preventive maintenance from the date of completion of the satisfactory installation and acceptance till warranty period.

15.3 The Annual/Comprehensive Maintenance Contract shall include all labour and preventive maintenance from the date of completion of the satisfactory installation and acceptance till warranty period.

15.4 Warranty as well as Annual Maintenance Contract will be inclusive of all accessories and turnkey work and it will also cover the following, wherever applicable:-

- Equipment and its accessories inclusive of spares and labor
- All kinds of Motors.
- Plastic & Glass Parts against any manufacturing defects.
- All kinds of sensors.
- All kinds of coils, probes and transducers.
- Printers and imagers including laser and thermal printers with all parts.
- UPS including the replacement of batteries.

15.5 In case of any claim arising out of this warranty and CMC period the Purchaser/Consignee shall promptly notify the same in writing to the supplier. The period of the warranty will be as per GCC clause number 15.2 unless revised in SCC in Section V of Tender Enquiry Document.

15.6 Upon receipt of such notice, the supplier shall, within 8 hours on a 24(hrs)

X 7 (days) X 365 (days) basis respond to take action to repair or replace the defective goods or parts thereof, free of cost, at the ultimate destination. The supplier shall take over the replaced parts/goods after providing their replacements and no claim, whatsoever shall lie on the purchaser for such replaced parts/goods thereafter. The penalty clause for non-rectification will be applicable as per conditions laid down in the Tender Enquiry Document.

- 15.7** In the event of any rectification of a defect or replacement of any defective goods during the warranty period, the warranty for the rectified/replaced goods shall be upto the completion of the original warranty period of the main equipment.
- 15.8** If the supplier, having been notified, fails to respond to take action to repair or replace the defect(s) within 8 hours on a 24(hrs) X 7 (days) X 365 (days) basis, the purchaser may proceed to take such remedial action(s) as deemed fit by the purchaser, at the risk and expense of the supplier and without prejudice to other contractual rights and remedies, which the purchaser may have against the supplier.
- 15.9** During Warranty and CMC period, the supplier is required to visit at each consignee's site at least once in 6 months commencing from the date of the installation for preventive maintenance of the goods or as desired by the purchaser on requirement basis.
- 15.10** The Purchaser/Consignee reserve the rights to enter into Annual Maintenance Contract between the Purchaser and the Supplier for the period as mentioned in Section VII, Technical Specifications after the completion of warranty period.
- 15.11** The supplier along with its Manufacturer, Indian Agent and the CMC provider shall ensure continued supply of the spare parts for the machines and equipment(s) supplied by them to the purchaser for 10 years from the date of installation and handing over.
- 15.12** The Supplier along with its Manufacturer Indian Agent and the CMC Provider shall always accord most favoured client status to the Purchaser vis-à-vis its other Clients/Purchasers of its equipment(s)/machines/goods etc. and shall always give the most competitive price for its machines/equipment(s) supplied to the Purchaser/Consignee.
- 16.** Assignment
- 16.1** The Supplier shall not assign, either in whole or in part, its contractual duties, responsibilities and obligations to perform the contract, except with the Purchaser's prior written permission.
- 17.** Sub Contracts
- 17.1** The Supplier shall notify the Purchaser in writing of all sub contracts awarded under the contract, if not already specified in its bid. Such notification, in its original bid or later, shall not relieve the Supplier from any of its liability or obligation under the terms and conditions of the contract.
- 17.2** Sub contract shall be only for bought out items and sub-assemblies.

18. Sub contracts shall also comply with the provisions of GCC Clause 4 (“Country of Origin”).Modification of Contract

18.1 If necessary, the purchaser may, by a written order given to the supplier at any time during the currency of the contract, amend the contract by making alterations and modifications within the general scope of contract in any one or more of the following:

- a. Specifications, drawings, designs etc. where goods to be supplied under the contract are to be specially manufactured for the purchaser,
- b. Mode of packing,
- c. Incidental services to be provided by the supplier
- d. Mode of dispatch,
- e. Place of delivery, and
- f. Any other area(s) of the contract, as felt necessary by the purchaser depending on the merits of the case.

18.2 In the event of any such modification/alteration causing increase or decrease in the cost of goods and services to be supplied and provided, or in the time required by the supplier to perform any obligation under the contract, an equitable adjustment shall be made in the contract price and/or contract delivery schedule, as the case may be, and the contract amended accordingly. If the supplier doesn't agree to the adjustment made by the Purchaser the supplier shall convey its views to the Purchaser within twenty-one days from the date of the supplier's receipt of the Purchaser's amendment / modification of the contract.

19. Prices

19.1 Prices to be charged by the supplier for supply of goods and provision of services in terms of the contract shall not vary from the corresponding prices quoted by the supplier in its bid and incorporated in the contract except for any price adjustment authorized in the SCC.

20. Taxes and Duties

20.1 Supplier shall be entirely responsible for GST incurred until delivery of the contracted goods to the purchaser.

20.2 Further instruction, if any, shall be as provided in the SCC.

21. Terms and Mode of Payment

21.1 Payment Terms

Payment shall be made through electronic transfer in NEFT/RTGS subject to recoveries towards TDS, liquidated damages or any other charges (if any) as per terms & conditions of contract in the following manner on milestones basis. The successful bidder needs to provide a declaration on affidavit duly notarized that he will complete the project. The release of payment on milestone basis shall only be released on submission of notarized affidavit. The terms of milestone basis are as following:

21.1.1 **50% Payment on Supply**

An amount equivalent to 50% of the Total Contract Price shall be paid to the Supplier

upon successful delivery and receipt of the Goods at the Buyer's premises or project site, subject to:

- i) Inspection and verification of the Goods by the Buyer or their authorized representative, as per the specifications mentioned in the contract.
- ii) Submission of the necessary documents (e.g., delivery challan, invoice, packing list).
- iii) The Goods being free from any damage and in accordance with the terms of the contract.
- iv) Deduction of the 5% of the total invoice(s) amount as Retention amount
- v) The payment of all invoices will be made once per quarter basis against material supplied during the quarter.
- vi) The supplied goods till commissioning and certification shall remain at the risk and cost of the supplier.

21.1.2 25% Payment on Installation

Upon completion of installation of the Goods at the designated location(s), a further 25% of the Total Contract Price shall be paid to the Supplier, subject to:

- i) Installation is being completed in accordance with the specifications provided in the contract.
- ii) Submission of installation report signed by the Buyer or their authorized representative, confirming satisfactory installation.
- iii) All equipment, machinery, or systems being positioned and connected as per the specifications.
- iv) Deduction of the 5% of the total invoice(s) amount as Retention amount

21.1.3 25% Payment after Completion, Testing, Commissioning and Certification

After successful completion, testing, commissioning and certification of the system or equipment, a further 25% of the Total Contract Price shall be payable to the Supplier, subject to:

- i) Completion of testing, calibration, and commissioning of the system/equipment to the satisfaction of the Buyer.
- i) Submission of commissioning report, test certificates, and any other required documentation, signed by the Buyer or their authorized representative, confirming that the system/equipment is fully operational and in compliance with the agreed specifications.
- ii) Final inspection and verification that all contractual obligations have been met, including any rectification of defects found during the defect liability period.
- iii) Submission of all necessary documentation, including manuals, drawings, warranty certificates, and completion certificates as per the terms of the contract.
- iv) Clearance of any outstanding issues, if any, as per the contract or project agreement.
- v) Deduction of the 5% of the total invoice(s) amount as Retention amount
- vi) Submission of PBG equivalent to the 5% value of the contract valid till 60 days beyond the completion of the warranty period.

21.1.4 5% Retention amount

A retention money of 5% of each payment will be deducted from above payments. The retained amount shall be released upon the expiry of the defect liability period or upon successful completion of any warranty obligations, as outlined in the contract.

22. Delivery

- 22.1** The project is to be executed on Turnkey basis and shall be completed within 12 months from the date of issue of Purchase/Work Order
- 22.2** The supplier shall deliver the goods and perform the services under the contract within the time schedule specified by the Purchaser in the List of Requirements and as incorporated in the contract. The time for and the date of delivery of the goods stipulated in the schedule shall be deemed to be of the essence of the contract and the delivery must be completed not later than the date (s) as specified in the contract.
- 22.3** Subject to the provision under GCC clause 26, any unexcused delay by the supplier in maintaining its contractual obligations towards delivery of goods and performance of services shall render the supplier liable to any or all of the following sanctions:
- (i) Imposition of liquidated damages,
 - (ii) Forfeiture of its Performance Security and
 - (iii) Termination of the Contract for default.
- 22.4** If at any time during the currency of the contract, the supplier encounters conditions hindering timely delivery of the goods and performance of services, the supplier shall promptly inform the Purchaser in writing about the same and its likely duration and make a request to the Purchaser for extension of the delivery schedule accordingly. On receiving the supplier's communication, the Purchaser shall examine the situation as soon as possible and, at its discretion, may agree to extend the delivery schedule, with or without liquidated damages for completion of supplier's contractual obligations by issuing an amendment to the contract.
- 22.5** When the period of delivery is extended due to unexcused delay by the supplier, the amendment letter extending the delivery period shall, inter alia contain the following conditions:
- (a) The Purchaser shall recover from the supplier, under the provisions of the clause 23 of the General Conditions of Contract, Liquidated Damages on the goods and services, which the Supplier has failed to deliver within the delivery period stipulated in the contract.
 - (b) That no increase in price on account of any ground, whatsoever, including any stipulation in the contract for increase in price on any other ground and, also including statutory increase in or fresh imposition of GST levied in respect of the goods and services specified in the contract, which takes place after the date of delivery stipulated in the contract shall be admissible on such of the said goods and services as are delivered and performed after the date of the delivery stipulated in the contract.
 - (c) But nevertheless, the Purchaser shall be entitled to the benefit of any decrease in price on account of reduction in or remission of Custom Duty and GST which takes place after the expiry of the date of delivery stipulated in the contract.
- 22.6** The supplier shall not dispatch the goods after expiry of the delivery period. The supplier is required to apply to the Purchaser for extension of delivery period and obtain the same before dispatch. In case the supplier dispatches

the goods without obtaining an extension, it would be doing so at its own risk and no claim for payment for such supply and / or any other expense related to such supply shall lie against the purchaser.

22.7 Passing of Property

- 22.7.1 The property in the goods shall not pass to the purchaser unless and until the goods have been delivered to the consignee in accordance with the contract.
- 22.7.2 Where there is a contract for sale of specific goods and the supplier is bound to do something to the goods for the purpose of putting them into a deliverable state the property does not pass until such thing is done.
- 22.7.3 Unless otherwise agreed, the goods remain at the supplier's risk until the property therein is transferred to the purchaser.

23. Liquidated Damages

- 23.1** Subject to GCC clause 26, if the supplier fails to deliver or install /commission any or all of the goods or fails to perform the services within the time frame(s) incorporated in the contract, the Purchaser shall, without prejudice to other rights and remedies available to the Purchaser under the contract, deduct from the contract price, as liquidated damages, a sum equivalent to 0.5% per week of delay or part thereof on delayed supply of goods, installation, commissioning and/or services until actual delivery or performance subject to a maximum of 10% of the contract price. Once the maximum is reached Purchaser may consider termination of the contract as per GCC 24.

During the above-mentioned delayed period of supply and/or performance, the conditions incorporated under GCC sub-clause 22.4 above shall also apply.

24. Termination for Default

- 24.1** The Purchaser without prejudice to any other contractual rights and remedies available to it the Purchaser, may, by written notice of default sent to the supplier, terminate the contract in whole or in part, if the supplier fails to deliver any or all of the goods or fails to perform any other contractual obligation(s) within the time period specified in the contract, or within any extension thereof granted by the Purchaser pursuant to GCC sub-clauses 22.3 and 22.4.
- 24.2** The Performance Security in such cases will be forfeited.
- 24.3** Unless otherwise instructed by the Purchaser, the supplier shall continue to perform the contract to the extent not terminated.

25. Termination for Insolvency

- 25.1** If the supplier becomes bankrupt or otherwise insolvent, the purchaser reserves the right to terminate the contract at any time, by serving written notice to the supplier without any compensation, whatsoever, to the

supplier, subject to further condition that such termination will not prejudice or affect the rights and remedies which have accrued and / or will accrue thereafter to the Purchaser.

26. Force Majeure

26.1 Notwithstanding the provisions contained in GCC clauses 22, 23 and 24, the supplier shall not be liable for imposition of any such sanction so long the delay and/or failure of the supplier in fulfilling its obligations under the contract is the result of an event of Force Majeure.

26.2 For purposes of this clause, Force Majeure means an event beyond the control of the supplier and not involving the supplier's fault or negligence and which is not foreseeable and not brought about at the instance of the party claiming to be affected by such event and which has caused the non – performance or delay in performance. Such events may include, but are not restricted to, wars or revolutions, hostility, acts of public enemy, civil commotion, sabotage, fires, floods, explosions, epidemics, quarantine restrictions, strikes excluding by its employees, lockouts excluding by its management and freight embargoes.

26.3 If a Force Majeure situation arises, the supplier shall promptly notify the Purchaser in writing of such conditions and the cause thereof within twenty-one days of occurrence of such event with documentary evidence incident to such event. Unless otherwise directed by the Purchaser in writing, the supplier shall continue to perform its obligations under the contract as far as reasonably practical, and shall seek all reasonable alternative means for performance not prevented by the Force Majeure event.

26.4 If the performance in whole or in part or any obligation under this contract is prevented or delayed by any reason of Force Majeure for a period exceeding sixty days, either party may at its option terminate the contract without any financial repercussion on either side.

26.5 In case due to a Force Majeure event the Purchaser is unable to fulfill its contractual commitment and responsibility, the Purchaser will notify the supplier accordingly and subsequent actions taken on similar lines described in above sub-paragraphs.

27. Termination for Convenience

27.1 The Purchaser reserves the right to terminate the contract, in whole or in part for its Purchaser's convenience, by serving written notice on the supplier at any time during the currency of the contract. The notice shall specify that the termination is for the convenience of the Purchaser. The notice shall also indicate inter alia, the extent to which the supplier's performance under the contract is terminated, and the date with effect from which such termination will become effective.

The goods and services which are complete and ready in terms of the contract for delivery and performance within thirty days after the supplier's receipt of the notice of termination shall be accepted by the Purchaser following the contract terms, conditions and prices. For the remaining goods and services, the Purchaser may decide:

- a) To get any portion of the balance completed and delivered at the contract terms, conditions and prices; and / or
- b) To cancel the remaining portion of the goods and services and compensate the supplier by paying an agreed amount for the cost incurred by the supplier towards the remaining portion of the goods and services.

28. Governing Language

28.1 The contract shall be written in English language following the provision as contained in GIB clause 4. All correspondence and other documents pertaining to the contract, which the parties exchange, shall also be written accordingly in that language.

29. Notices

29.1 Notice, if any, relating to the contract given by one party to the other, shall be sent in writing or by Facsimile/email and confirmed in writing. The procedure will also provide the sender of the notice, the proof of receipt of the notice by the receiver. The addresses of the parties for exchanging such notices will be the addresses as incorporated in the contract.

29.2 The effective date of a notice shall be either the date when delivered to the recipient or the effective date specifically mentioned in the notice, whichever is later.

30. Resolution of Disputes

30.1 If dispute or difference of any kind shall arise between the Purchaser/Consignee and the supplier in connection with or relating to the contract, the parties shall make every effort to resolve the same amicably by mutual consultations.

30.2 If the parties fail to resolve their dispute or difference by such mutual consultation within twenty-one days of its occurrence, then, unless otherwise provided in the SCC, either the Purchaser/Consignee or the supplier may give notice to the other party of its intention to commence arbitration, as hereinafter provided the applicable arbitration procedure will be as per the Arbitration and Conciliation Act, 1996 of India.

30.3 In the case of a dispute or difference arising between the Purchaser and a domestic Supplier relating to any matter arising out of or connected with the contract, such dispute or difference shall be referred to the sole arbitration to be appointed by the Director, NIPER. The award of the arbitrator shall be final and binding on the parties to the contract subject to the provision that the Arbitrator shall give reasoned award in case the value of claim in reference exceeds Rupees One lakhs (Rs. 1,00,000/-)

30.4 Venue of Arbitration: The venue of arbitration shall be the place from where the contract has been issued, i.e., SAS Nagar, India.

30.5 Jurisdiction of the court will be from the place where the Tender Document has been issued, i.e., SAS Nagar, Mohali, Punjab, India

31. Applicable Law

The contract shall be governed by and interpreted in accordance with the laws of India for the time being in force.

32 Withholding and Lien in respect of sums claimed

32.1 Whenever any claim for payment arises under the contract against the supplier the purchaser shall be entitled to withhold and also have a lien to retain such sum from the security deposit or sum of money arising out of under any other contract made by the supplier with the purchaser, pending finalization or adjudication of any such claim.

32.2 It is an agreed term of the contract that the sum of money so withheld or retained under the lien referred to above, by the purchaser, will be kept withheld or retained till the claim arising about of or under the contract is determined by the Arbitrator or by the competent court as the case may be and the supplier will have no claim for interest or damages whatsoever on any account in respect of such withholding or retention.

33 Fall Clause

33.1 Fall clause is a price safety mechanism. The fall clause provides that if the contract holder reduces its price or sells or even offers to sell the contracted goods of identical specification and terms & conditions to that of the contract, at a price lower than the contract price, to any person or organization during the currency of the Contract, the Contract price will be automatically reduced with effect from that date for all the subsequent supplies under the Contract and the contract amended accordingly.

SECTION – V

SPECIAL CONDITIONS OF CONTRACT (SCC)

The following Special Conditions of Contract (SCC) will apply for this purchase/TENDER. The corresponding clauses of General Conditions of Contract (GCC) relating to the SCC stipulations have also been incorporated below.

These Special Conditions will modify/substitute/supplement the corresponding (GCC) clauses.

Whenever there is any conflict between the provision in the GCC and that in the SCC, the provision contained in the SCC shall prevail.

1. Background:

- 1.1. NIPER SAS Nagar is the first institute created by Government of India, with the mandate to promote and nurture excellence in pharmaceutical education and research. NIPER SAS Nagar with state-of-art infrastructure of highly skilled scientific pool, is uniquely placed to address this important rational and global need.
- 1.2. Department of Pharmaceuticals, Ministry of Chemicals and Fertilizers, Govt of India has entrusted NIPER SAS Nagar with the responsibility of establishing a Centre of Excellence (COE) for discovery and development of anti-bacterial (AB) and anti-viral (AV) drugs. The National Institute of Pharmaceutical Education and Research (NIPER) SAS Nagar, proposes to set up a BSL-2, BSL3 and ABSL facility in its premises for conducting anti-bacterial and anti-viral research.
- 1.3. The key objective is to set up first of its kind facility in northern India which can cater to AB-AV research requirements and unmet needs in this area. The research envisaged in this CoE will contribute to nation's effort in becoming Self-reliant in anti-bacterial and anti-viral drug discovery and development
- 1.4. The Authority intends to award the Project in on a 'Turn Key' basis to suitable Applicants (the "Bidders") through an open competitive process in accordance with the procedure set out herein
- 1.5. The Prebid Meeting for the finalization of the Bid document by receiving queries and possible way forward was held on 21.11.2024. The corrigendum (as a revised BID Document) is now released in the form of current document with revised requirement and Terms and Conditions as applicable is now stipulated in this document. The section related to the Pre-bid document is now redundant and this document is now final and binding to the bidders.
- 1.6. The selected Bidder shall be responsible for Development (Where "Development" means design, build, equip, and maintain the BSL-2 and BSL-3 laboratory facility) and handover this facility to NIPER SAS Nagar. The scope of work will broadly include planning, designing, commissioning and maintenance of BSL-2/ BSL-3/ABSL Lab along with associated works on a turnkey basis. The Authority shall receive Applications pursuant to this TENDER in accordance with the terms set forth herein as modified, altered, amended and clarified from time to time by the Authority, and all Applications shall be prepared and submitted in accordance with such terms on or before the date specified for submission of Applications in the Tender.
- 1.7. For clarifications: See Annexure II covering the technical scope of this project

2. Brief description of bidding Process

2.1. The tender is now floated as Open Tender where all eligible vendors/suppliers are allowed to bid. Following the Prebid meeting outcome, this tender document is significantly revised and therefore Bidders in their own interest are advised to carefully go through the terms and conditions of this Tender Document and submit their offers along with other relevant documents in support of their bid and duly filled up applicable forms indicated above. Kindly ensure that all the relevant columns are duly filled up and each page of bid document (except printed literature) is duly signed /initialed by the authorized signatory / representative of the bidder with seal of the bidder / firm.

3. Qualification Criterion

THE BIDDERS SHALL MEET THE FOLLOWING CRITERIA FOR ELIGIBILITY:

- 3.1. The bidder should have completed minimum 3 Nos. of BSL-3 Modular Facility in last 3 years with at least three (3) projects of 6.0 crores each, at least two (2) projects of 7.0 crore each or one (1) of the projects amounting to or more than 11.0 crores. Copies of Completion certificate/ Performance certificate from an officer of rank Executive Engineer or higher or Head of Department/ Dean/ Director of Institute should be submitted.
- 3.2. The Bidder shall have an average annual turnover of Rs.12.00 Crore in the last five financial years Certified Copies of Audited profit & loss statement to be submitted. Bidder should not incur any loss in more than two years during the last five years ending 31 March 2024 and proof need to be submitted.
- 3.3. The bidder shall provide a solvency certificate from any nationalized bank for an amount of Rs. 3.0 Crores.
- 3.4. The bidder shall not be a loss-making firm during the last 3 years. They shall submit their accounts properly audited by a recognized Chartered Accountancy firm.
- 3.5. The bidder should not have been blacklisted, debarred or expelled by Union Government/State Governments/ PSU's etc. during the last 5 years. The firm shall submit an affidavit duly notarized certifying the same.
- 3.6. The Bidder should have trained Biosafety professionals/Engineers and a copy of certificate to be enclosed with bid for this tender.
- 3.7. Firms to be necessarily ISO 9000 compliant.
- 3.8. The bidder should be either OEM or its authorized distributor and a certificate (MAF-Refer Section XIII) for the same is required to be attached as proof for verification.
- 3.9. The bidder should attach the proof of compliance of NSF-49 for biosafety cabinet and web link to be provided for verification.
- 3.10. For Electrical system, a certification regarding electrical safety of the equipment's such as UL-61010 etc. with document as proof should be attached.
- 3.11. Bids are invited from the Class -I and Class II category of bidders only (Refer Section VIII) for category of Class supplier) for procurement of Equipment as per

specification given in this tender documents. Purchase preference shall be given to Class –I category of Bidders as per Govt of India Guidelines revised from time to time.

- 3.12. BSL lab facility should be in compliance with national and international standards as per RCGM, WHO Standard, BMBL, NIH/CDCP Guidelines, ICMR, DBT Guidelines and Standard to be followed for Biosafety Laboratory Guidelines for the Establishment of Containment Facilities: Biosafety level 2 (BSL-2) & BSL-3) and “Certification of BSL2 & BSL3 Facility issued by Department of Biotechnology, Ministry of science and technology, Government of India in 2020. Compliance with CCSEA Guidelines for Laboratory Animal Facility.
- 3.13. All applicable certificates should have been issued prior to the last date of submission of bids for the TENDER.
- 3.14. Other terms and conditions as per GCC shall be applicable except the specific clauses of SPECIAL CONDITIONS OF CONTRACT (SCC) provided above.
- 3.15. FOLLOWING PREBID MEETING, THE BID DOCUMENT IS NOW REVISED MODIFIED SIGNIFICANTLY THEREFORE ALL THE BIDDERS IN THEIR OWN INTEREST ARE ADVISED TO CAREFULLY GO THROUGH THE TERMS AND CONDITIONS OF THIS REVISED TENDER DOCUMENT AND SUBMIT THEIR OFFERS ALONG WITH OTHER RELEVANT DOCUMENTS IN SUPPORT OF THEIR BID AND DULY FILLED UP APPLICABLE FORMS INDICATED ABOVE. KINDLY ENSURE THAT ALL THE RELEVANT COLUMNS ARE DULY FILLED UP AND EACH PAGE OF THE BID DOCUMENT (EXCEPT PRINTED LITERATURE) IS DULY SIGNED BY THE AUTHORIZED SIGNATORY OF THE BIDDER WITH SEAL OF THE FIRM.
- 3.16. ONLY THOSE BIDDERS/FIRMS SHALL BE CONSIDERED FOR FURTHER EVALUATION (i.e. TECH. EVALUATION), WHO MEET THE ABOVE MANDATORY EXPERIENCE AND QUALIFICATION CRITERIA.
- 3.17. THE BIDDER SHALL MEET ALL THE ABOVE QUALIFICATION CRITERIA. BIDDER NOT MEETING THE ABOVE QUALIFYING CRITERIA SHALL BE DISQUALIFIED AND HIS BID SHALL BE SUMMARILY REJECTED.

4. QUALIFICATION AND BIDDING

4.1. Submission of Bids

- a. The Bidders are required to submit a Bid in the form and manner set out in the Bidding Documents.
- b. Applicants are required to submit their Technical and Financial Bids separately for the Project as per Open Tender invitation.

Additional Documents Required

As per Attached Format: Letter Comprising the Application

To,

The Director,
NIPER SAS Nagar
Punjab.

Sub: Application for Qualification for set up of Modular BSL-2 Lab and Modular BSL-3 Lab Facility on turnkey basis

Dear Sir,

With reference to your TENDER document dated , I/we, having examined the TENDER document and understood its contents, hereby submit my/our Application for Qualification for the aforesaid Project. The Application is unconditional and unqualified.

1. I/ We acknowledge that the Authority will be relying on the information provided in the Application and the documents accompanying such Application for pre-qualification of the Applicants, and we certify that all information provided in the Application are true and correct; nothing has been omitted which renders such information misleading; and all documents accompanying such Application are true copies of their respective originals.
2. This statement is made for the express purpose of qualifying as a Bidder for the development, operation and maintenance of the aforesaid Project.
3. I/ We shall make available to the Authority any additional information it may find necessary or require to supplement or authenticate the Qualification statement.
4. I/ We acknowledge the right of the Authority to reject our Application without assigning any reason or otherwise and hereby waive our right to challenge the same on any account whatsoever.
5. I/ We certify that in the last five years, we/any Consortium Member or our/their Associate have not been blacklisted on any contract, by an arbitral or judicial authority or a judicial pronouncement or arbitration award against the Applicant, Consortium Member or Associate, as the case may be
6. I/ We declare that:
 - (a) I/ We have examined and have no reservations to the TENDER document, including any Addendum issued by the Authority.
 - (b) I/We have not directly or indirectly or through an agent engaged or indulged in any corrupt practice, fraudulent practice, coercive practice, undesirable practice or restrictive practice, in respect of any tender or request for proposal issued by or any agreement entered into with the Authority or any other public sector enterprise or any government, Central or State; and
 - (c) I/ We hereby certify that we have taken steps to ensure that in conformity with the provisions of the TENDER document, no person acting for us or on our behalf has engaged or will engage in any corrupt practice, fraudulent practice, coercive practice, undesirable practice or restrictive

practice.

- (d) I/ We understand that you may cancel the Bidding Process at any time and that you are neither bound to accept any Application that you may receive nor to invite the Applicants to Bid for the Project, without incurring any liability to the Applicants, in accordance with Clauses of the TENDER document.
- 7.** I/ We believe that we satisfy the Net Worth criteria and meet all the requirements as specified in the TENDER document and are/ is qualified to submit an application.
- 8.** I/ We certify that in regard to matters other than security and integrity of the country, we/ or any of our Associates have not been convicted by a Court of Law or indicted or adverse orders passed by a regulatory authority which could cast a doubt on our ability to undertake the Project or which relates to a grave offence that outrages the moral sense of the community.
- 9.** I/ We further certify that in regard to matters relating to security and integrity of the country, we/ any of our Associates have not been charge-sheeted by any agency of the Government or convicted by a Court of Law.
- 10.** I/ We further certify that no investigation by a regulatory authority is pending either against us or against our Associates or against our CEO or any of our Directors/ Managers/ employees.
- 11.** I/ We undertake that in case due to any change in facts or circumstances during the Bidding Process, we are attracted by the provisions of disqualification in terms of the provisions of this TENDER; we shall intimate the Authority of the same immediately.
- 12.** I/ We hereby irrevocably waive any right or remedy which we may have at any stage at law or howsoever otherwise arising to challenge or question any decision taken by the Authority in connection with the selection of Applicants, selection of the Bidder, or in connection with the selection/ Bidding Process itself, in respect of the above mentioned Project and the terms and implementation thereof.
- 13.** I/ We agree and undertake to abide by all the terms and conditions of the TENDER document.

In witness thereof, I/ we submit this application under and in accordance with the terms of the Request for Quote document.

Yours faithfully,

Date: (Signature, name and designation of the Authorised Signatory)

Place: Name and seal of the Applicant/ Lead Member

SECTION – VI

LIST OF REQUIREMENTS

(Refer Annexure II for detailed list of equipment's and requirements)

Sl. No.	Name of Project	Consignee	Quantity (No.)	Total Quantity per Schedule (No.)	Warranty Period	CMC period after warranty
1	Design, Supply, Installation, Testing, Commissioning and Validation of Modular BSL-2 Lab Facility and Modular BSL-3 Lab Facility	NIPER SAS Nagar	01	01	3 Years	5 Years

The entire project is on Turnkey Project including Design, Supply, Installation, Testing, Commissioning and Validation of Modular BSL-2 Lab Facility and Modular BSL-3 Lab Facility.

The timeline for the completion of the Project is 12 months from the date of issue of Purchase order. The project deemed completed on successful validation and certification of Project by DBT as per RGMI Guidelines.

No advance payment shall be made in any case. The payment shall be made on milestone basis with retention of 5% of the invoice bill amount liable to be released on deposit of PBG with validity of 60 days beyond the period of warranty.

All documents required for validation by DBT should be provided by the bidder.

Installation and Commissioning shall be done at the earliest but not later than 45 days of delivery of goods at site or date of handing over the site for installation, whichever is later.

For delayed delivery, installation and/or Project Completion (Turnkey works) and commissioning liquidated damages will get applied as per GCC clause 23.

Installation & Commissioning, Supervision, Demonstration, Trial run and Training etc. as specified in GCC Clause 13.

Warranty period as per details mentioned in technical specification and as specified in Part I above. Warranty period will start from the date of installation, commissioning and acceptance.

Annual Maintenance Contract (CMC) as per details in Technical Specification as specified in part I above. Annual Maintenance Contract (CMC) will start from the date of successful completion of warranty period.

Insurance (Local Transportation, Storage) in addition to the demurrage, duties, and taxes as applicable would be borne by the Supplier from warehouse to the consignee site on FOR basis for a period including 3 months beyond date of delivery for an amount equal to 110% of the overall expenditure to be incurred by the purchaser.

Section – VII
TECHNICAL SPECIFICATION (Tentative) AND GENERAL POINTS

SPECIFICATIONS (Scope of Work)
Sub-unit-1 (BSL-3 and ABSL-3 Lab)

Technical Specification, Design, Supply, Installation, Testing and Commissioning and Validation of Modular BSL-3, and ABSL-3 Labs

Item(s)/ Goods specification

Design, Supply, Installation, Testing, Commissioning, Validation and certification of Modular BSL-3 and ABSL-3 lab facility having BSL-3 specifications on turnkey basis.

(To be housed on a single platform along with an attached BSL-2 lab as in the layout provided in Annexure I)

Containing

- (1) Bacterial lab (BSL-3);
- (2) Virus lab (BSL-3); and
- (3) Animal Biosafety lab (ABSL-3)

as per below specifications and reference facility layout attached in Annexure I.

Scope of Work Includes:

Design, Supply, Installation, Testing, Commissioning (SITC) and validation of the Modular BSL-3 facility containing a (i) bacterial lab, (ii) virus lab, and (iii) animal biosafety and handling (ABSL-3) lab on Turnkey Basis and its Operation and Maintenance.

Design, engineering, and installation of a BSL-3/ABSL-3 Laboratory including an elevated platform (at 3 feet height, 88+6 feet length and 40+10 feet width), a basement civil work (construction of the pillars and basement for the BSL-3 modular lab, with metallic leak proof roof (canopy) with (PROPER RAIN WATER DRAIN TROUGH)

1. PIR insulation for modular cleanroom panels Rest double skin PUF panels
2. HVAC system including complete air management system for maintaining the lab environment as per the biosafety guidelines, all related internal lighting and wiring work with UPS for smooth and safe operation of BSL-3/ABSL-3.

The arrangement of power cables up to the main LT panel, the drain of ETP, the sewerage and the arrangement of water connection up to BSL-3 facility shall be provided by NIPER.

For safe operations as per the guidelines and monitoring of the facility, the system must have necessary monitoring, operations & control through a manual control panel as well as Direct Digital Control (DDC) based system with requisite sensors for controlling indoor conditions/environment including pressure gradient, temperature, humidity, exhaust, etc.

An addressable fire detection system, Access Control System and Building Monitoring System (BMS) CCTV System needs to be included. Any other work related to smooth working of the facility shall be treated as a part of scope of the bidder. The same needs to be explicitly included in the bid. The entire lab shall be validated as per the National & International Guidelines and necessary documentation and validation report will be submitted at the time of handing over. The floor should have one more layer of appropriate material before epoxy layer is placed. The floor should be vibration free and damp free.

Reference Standards/Regulatory requirement to be adapted:

- Guidelines for the establishment of containment facilities: Biosafety Level 3 (BSL-3) and Certification of BSL-3 facility, 2024-DBT (including latest modifications), India
 - General Guidelines for Establishing of Biosafety Level-3 Laboratory, 2019, ICMR (including latest modifications), India
 - WHO, GENEVA Laboratory Biosafety Manual – 3rd Edition, Biosafety Level 1– 4
 - CDC-Biosafety in Microbiological and Biomedical Laboratories – 5th Edition
 - NIH Guidelines for research involving recombinant DNA molecules (Jan 2001) Biosafety Level 1-4.
- The project will be considered fully commissioned and completed on a turnkey basis upon receipt of the DBT certification as per latest RCGM Guidelines.

Details of the laboratory space

- A general layout has been included in Annexure I. Room sizes are provided in the layout.
- Inner Lab Temperature: 22°C +/- 5°C
- Air Changes Per Hour (ACPH): More than 20 ACPH
- Cleanliness standards: Class 1,00,000; ISO 8 class lab the three labs of BSL-3 and the procedure room).
- The expected footfall (according to DBT guidelines and safety manuals) At least 10 persons.

Heating, Ventilation, and Air Conditioning (HVAC) SYSTEM AND BUILDING MANAGEMENT SYSTEM

Proposed Modular BSL-3/ABSL-3 Laboratory and support areas shall be air-conditioned through separate dedicated Central AC System comprising of Chiller Pack, Air Handling Units, Exhaust System, Air Filtration System and Air Distribution System complete in all respect. The system shall be with standby and backup provisions capable to provide un-interrupted continuous 24x7x365 days operation of the Laboratory to maintain the required temperature, humidity, air-change rate, differential pressure gradient and air filtration conditions of the Laboratory Facility. Submit the HVAC system and BMS design and working drawings for prior approval. The HVAC system shall comply with the given specifications and performance requirements and shall be complete in all respect, as required and approved.

Exhaust Fan discharge location for BSL-3: Minimum 25 ft from AHU intake

Air velocity at exhaust discharge: 15-20 m/s (3000-4000 fpm) for BSL-3

Pressure gradient to be maintained in various areas of laboratory

	Operating pressure
BSL-3 Rooms (Bacterial/Viral/ABSL-3/Procedure)	-50 Pa
Airlock	-35 Pa
Shower Room	-20 Pa
Change Room	-10 Pa
Wash and Autoclave Room	-10 Pa
Preparation Room	Atm. press.
	(The places not mentioned here to be kept at operating pressure as per RCGM requirements)

Air conditioning plant for BSL-3/ABSL-3:

(Common HVAC and Air Handling Unit shall be used for both BSL-3 and BSL-2)

Inner Laboratory Temperature to be maintained at 22°C +/- 5°C

a) Chiller:

Air cooled condensing unit should consist of hermetic scroll air-conditioning compressor assembly with cooling of capacity 180 TR (60 + 60 + 60) or higher (bidder should justify the cooling capacity based on the design) , air-cooled coil, propeller-type condenser fans, and a control box, copper piping, refrigerant gas (non-HCFC and non-CFC), automatic low pressure and high-pressure cutouts with microprocessor-controlled system, electronic regulation, acoustic isolation, and gas charge. It should be integrated with DDC system of the main lab. It should also have electronic thermostats for tripping the compressors after reaching set temperature with suitable insulation of the suction line.

Chilled Water Piping System:

Chilled water piping system should be provided in accordance with ASHRAE standards. The piping should be carried out in heavy class MS ERW pipes conforming to IS 1239 for pipe size up to 150 mm dia. and IS 3589 above 150 mm dia. pipes. The joints in the water piping system should be welded as per IS 823.

The piping system should be complete with required butterfly valves, ball valves, balancing valves as per IS 780, IS 5152 & IS5155. Non-return valves as per IS 778 & IS5312

- Valves should be suitable for up to 15 kg working pressure
- Non return valves should be disc type
- Strainers should be provided (Y type/ pot strainers)
- Strainers should have bronze screen with 3 mm perforations
- Strainers should be provided on the inlet side of each pump
- Piping, fittings and supports should be painted with red oxide primer
- The flow-direction should be visibly marked with arrows
- Pressure Gauge and Thermometers at AHU's & pump inlet and outlet
- Non return valve should be provide at chilled water, hot water & shower pumps

The Piping should be tested to hydrostatic test pressure of at least 2 ½ times the maximum operation pressure but not less than 8 kg per sq.cm gauge for a period of not less than 24 hrs. The pressure testing should be done before application of insulation.

The piping should be insulated with 50 mm thick expanded polystyrene insulation or 25 mm thick Class 'O' closed cell nitrile foam insulation with aluminum cladding.

Exhaust Fan discharge location for BSL-3: Minimum 25 ft from AHU intake

Chilled Water Pumps:

Chilled water pumps should be Mono-block Type in 1+1 configuration (1 working + 1 standby). Installation of pumps should be done on a common MS base frame grouted to concrete foundation.

The pumps should conform to following specifications:

<i>Casing</i>	<i>Cast iron</i>
<i>Impeller</i>	<i>Bronze</i>
<i>Shaft</i>	<i>Carbon steel to EN 8</i>
<i>Mechanical seal</i>	<i>Carbon / ceramic face</i>
<i>Motor</i>	<i>TEFC squirrel cage induction motor</i>
<i>Power supply</i>	<i>415 volts +/- 10% / 3 Ph/50 Hz</i>
<i>Pump duty</i>	<i>As required</i>
<i>Base plate</i>	<i>Cast iron / MS fabricated</i>

Supply, Installation, testing and commissioning of CHILLING UNITS each complete with compressor, motor, insulated chiller, flow switch, condenser fans, vibration isolators, integral refrigerant piping and wiring, accessories as required and called for. The Chiller Pack shall be skid mounted with Air Cooled Condenser, Evaporator/Chiller, Micro-processor control panel including interconnecting control and power wiring, refrigerant charge etc. complete in all respect. To economize the operating cost and provide backup capacity, the chiller pack should have multiple compressors. The noise level not to exceed 80 dBA @ free field conditions. Approved Eco- Friendly Refrigerant R-134 a / R-410 a. Raft foundation with columns and beams shall be provided by bidder after approval of the drawings by the NIPER SAS Nagar.

Air handling unit (AHU) with heaters: [Supply & Exhaust AHU – with Standby Motor/ Blower Arrangement]:

The AHU should be constructed over a metallic structure made with a normalized steel profile, covered with sandwich type panel. The panel is made with lacquered galvanized stainless-steel plates, with 120 kg/m³ rock-wool foam core. The gaps between panel and structure should be sealed with neoprene joints to guarantee the air tightness of the AHU. Several maintenance doors are required in the AHU, the one for maintenance being double and safety checks. AHU includes the following sections: All the supply AHUs comprise of following sections: Intake louver, Pre- filter section with 20 microns and 10 microns filters, Cooling coil section, blower section, driver set and pulley, fine filter section with 5-micron filter. Other accessories like dampers, SS 304 drain pan, Common base frame with vibration isolators pads, Suitable inspection doors for filter, coil & blower sections, should be provided. They should be connected to HEPA filters for all BSL-3 rooms, corridors and air-lock rooms. All HEPA filters, the lay-in type, should be at 99.99% efficient to @ 0.3-micron particle size, hermetically sealed and ducted aluminum terminal units. Each unit should have an upstream sample port, and protective painted aluminum face screen. The Supply Air Handling Unit should be connected to AHU of suitable capacity for temp and RH control. The HEPA filter should be capable to withstand corrosive agents and gases used for lab fumigation. The Exhaust/Blower fan should be turned at once to achieve the set value of negative pressure.

THE PANEL SHOULD BE MADE WITH LACQUEERED GALVANIZED STAINLES-STEEL , WITH 120 KG/ M3

Air Flow:

- One way through
- No recirculation, one pass design
- Air control by a series of motorized damper with PC-controlled actuator
- Pressure must be measured by digital type pressure differential gauge and feedback into the control software for pressure setting, maintenance and alarm setting.

Air Filtration System:

- All incoming air must be filtered by three stages Filtration in AHU
- All main lab exhaust air should pass through BIBO HEPA.

Three Stages for supply Pre-filtration:

ASHRAE 1st stage	30% efficiency
ASHRAE 2nd stage	90% efficiency
Final Stage HEPA Filtration	99.99% efficiency

BIBO HEPA filters for Exhaust:

BIO HEPA Filter	0.3 micron @ 99.99% efficient
UV and heating-based HEPA filter	0.3 micron @ 99.99% efficient

Ducting and Insulation for Supply and Exhaust Ducts:

As per RCGM GUIDELINES, Air supply duct and exhaust duct within the contaminated BSL-3 lab should be airtight and preferably made of stainless steel. Duct material should be fumigation friendly. Duct must be tested for leakage by pressure decay test.

All duct fabrication work, thickness of sheet metal, supports, and hangers should conform to Sheet Metal and Air Conditioning Contractors SMACNA standards, with SS-304 grade and sheet thickness of minimum 2 mm. All the joints should be preferably welded. Exhaust ducts in circular (preferred) /rectangular shape.

Duct Insulation:

Should be closed cell, fire retardant, self-extinguishing type with crossed linked polyethylene insulation of density not less than 24 kg/sqm, with "K" value not more than 0.028 Kcal/°C with adhesive tape etc., on duct complete as per specification and drawings mutually agreed by bidder and NIPER SAS Nagar.

Motorized Airtight Damper:

Should consist of aluminum casing with factory fitted motorized damper. Casting and attachment should in stainless steel. The damper blade with plastic seal when closed should comply with DIN EN 1751, CLASS 4 (Exception normal size 100 and 125, class 3) also complies with the requirement of DIN 1946, Part 4 (leakage < 10 M3/h. M2 of damper cross section with a 100 Pa Pressure differential).

Fire Dampers:

Fire Dampers provided in the supply and exhaust air systems should be interlocked with the AHU blower motors such that in case of fire, the AHU fan motor should trip automatically.
Fire dampers may be linked to the control panel.

Sound Damper:

These are used for reducing the noise level of the air which is travelling through the duct. These are to be placed after the air pumping machines so that these can absorb the extra noise, making the surrounding noise proof.

Control Pressurization:

Laboratories should remain at a higher negative pressure in relation to the corridors/Airlocks and other non-laboratory spaces. The pressure gradient condition should be maintained in various areas of the laboratory.

Ultraviolet Germicidal Irradiations (UVGI) System:

Supply, installation, testing, commissioning and handling of the UVGI System must be done for maintaining the indoor air quality. The components of the system must be in strict conformity with the specifications. The prices to include all interconnected wiring between the UVGI lamps. The UVGI system should be installed in supply air ducts or AHU itself.

BUILDING MANAGEMENT SYSTEM (BMS):

A customized Building Management System should be designed, programmed and provided to:

- i. Control and monitor the operation of HVAC system and other laboratory operating parameters in the BSL-3 and ABSL3 Lab rooms/zones like: Room/Area/zone pressure, temperature & RH, Ambient temperature & RH, AHU and Exhaust Blower operating status, VFD status & VCD status, OPEN/Close dampers status, Supply & exhaust air quality in each BSL-3 Laboratory rooms/zone and door closure and interlock status.
- ii. The BMS should be complete with PLC, Sensors, Controllers, power and control wiring, customized Software and other associated field devices, hardware and accessories complete in all respect as per requirements and approved design.
- iii. The HVAC system START and STOP sequence should be interlocked to prevent positive pressurization of the BSL-3 laboratory, at any point of time.

A dedicated desktop PC with Intel i7 or latest 2.5 GHz CPU complete with accessories such as 21" LCD color monitor, 1 TB hard disk or higher, 5 GB RAM or higher should be provided for the BMS operation and control along with a parallel secondary display screen of 32" size at the BSL-3 laboratory entrance to show the operating parameters. This needs to be able to have a night shift (day/night) mode and remote monitoring control as well as alert messaging on mobile phone.

- iv. The BMS control panel should be powered through UPS. Upon restoration of power after a power failure, the BMS should start the HVAC system automatically without any human interface and restore the normal operational set points of the system.

Alarm and Monitoring Systems:

- Pressure sensors Pressure alarm visual/audio
- Temperature/RH alarm visual/audio
- Emergency panic button (break glass type) - audio all rooms/control room
- Emergency door-open" button (For interlock door) At the Control Side – Biosafety BSL-3- control software

Manual and Computerized Controls (PLC/DDC):

The control System, consist of PLC (Programmable Logic Controller) should automatically adjust system airflow and maintain system as the designated negative pressure.

The PLC/DDC should have the following features:

- a) The system controller (Programmable Logic controller) controlled via a dedicated software program.
- b) Centralized Control
- c) Automatic air flow control.
- d) Pressure, Temperature & Humidity monitor and control.
- e) Doors interlock - controlled by PLC/DDC and display on the PLC/ DDC control panel.
- f) HEPA filter resistance and efficiency monitoring. When the pressure of the filters reaches the setting value, the PLC/ DDC should sound the alarm.

The DDC System should be real time control on the internet and realize different control strategy separately. The DDC system should address the bubble tight position according to the negative pressure feedback signal to control the negative pressure of the laboratory at the value which is set up. Emergency shutdown when system integrity breaches the correct sequence. In case of the normal fan failures, the standby fan should be turned on at once to achieve the set value of negative pressure in 60 seconds. When opening the lab, first turn on the exhaust fan, then turn on the supply fan; pressure stability accomplished within 15 minutes from the start up.

BMS PB (Computer Specification):

Supply and Installation of Main Operator Station Comprising Main P.C. with Intel i7 or latest 2.5 GHz CPU complete with accessories such as 21" LCD color monitor, 1 TB hard disk or higher, 5 GB RAM or higher, 101 Keys Key Board, Optical Mouse & Pad, DVD writer drive with A4 B/W Laser Printer including UPS with half an hour battery backup.

BMS software:

Supply, Installation, Testing and Commissioning of the BMS System Software: Graphical Software meeting the requirements in the Given I/O Summary and technical specifications including configuration and facility to create / provide the graphic mapping for all I/O summary points, configurable password protection for Building Management System as per Specifications. Software should be able to communicate with BACnet, Modbus devices (BACnet and Modbus are communication protocols that allow devices from different manufacturers to work together) simultaneously, with unlimited web user license capacity. Same software can be used as programming / commissioning software.

BMS Panel:

Automation stations/ Direct Digital Controller with I/O module etc. The networkable controllers should be 32 bit, UL listed microprocessor with built-in networkable (IP) type with real time clock with SD-CARD programmable memory. Minimum one networkable DDC (32 bit, UL Listed) should have inbuilt graphics display with knob operation. The networkable DDC's shall be capable of either direct sitting on IP LAN or peer to peer communication with lockable MS mounting cabinets duly powder coded connector strip, internal wiring and space to house controller & relays, connector etc. as per IO summary.

BMS should have power saver mode.

Door Interlock and Access Control System

The door interlock and access control system should be provided with combination of proximity card based, numerical keypad lock based and push button-based system. The system should be completed with access logic controllers, door electromagnets, proximity cards and card reader/s, numerical keypad locks, door release push buttons, emergency door release buttons, PC communicator, control and power wiring and cabling and other required accessories, hardware, and software. The access control system should be powered through UPS supply for uninterrupted operation even during mains power failure. The door Electromagnetic Lock should be suitable for installation on doors/frames. The electromagnetic lock and armature should be constructed and designed to provide trouble free service.

CCTV System

CCTV System should be provided for surveillance of the Laboratory. The number of cameras will be as per the floor plan with one camera in each room. The CCTV system should be completed with wall/ceiling mounted high resolution color cameras, multiplexer cum DVR of 16 Channel, LCD color monitor 32" size (as required), associated power and control cabling etc. and required hardware and software. The output of the CCTV system cameras should be displayed on LCD monitor, to be installed at approved location. The cameras should be high resolution color cameras and suitable for indoor installation. The multiplexer cum DVR shall be suitable for saving up-to 16 channels analog data, audio, text data and event data with play back feature. The DVR memory/Hard disk capacity should be 1 TB. For convenient backups the DVR shall be compatible with Windows based OS so that it can be backed up through a PC. A CCTV at the entry airlock with display of all parameters. Records should be maintained as per the regulatory guidelines.

Fire Detection and Alarm System

The complete set of two BSL-3 and ABSL-3 Laboratories and support areas should be provided with Addressable type Fire Detection and Alarm System. The Fire Detection & Alarm System should be complete with Smoke detectors, Heat detectors, Fire Alarm Panel, manual call points, response indicators, power and control wiring and cabling etc. complete in all respects.

- a) Temp/RH/Pressure Sensor
- b) Pressure alarm visual/audio

- d) Emergency panic button (break glass type) - audio all rooms/control room
- e) Emergency door-open” button (For interlock door)

ELECTRICAL SYSTEM AND ASSOCIATED WORKS:

Electrical power distribution system scheme for the complete BSL-3 Laboratory should be provided. The electrical distribution system should be designed and installed as per the Indian Electricity Rules and shall conform to National Building Code (NBC). The electrical load calculation sheet, power and light wiring diagrams, GA and Single Line diagrams for Electrical Distribution Panels, cable routing etc., before proceeding with the work.

i) Power Distribution System:

Executing agency should design and provide the main power distribution panel, sub-distribution boards and panels complete with required switchgears, breakers, circuit breakers, power and control wiring, etc. for power distribution system for complete Laboratory Facility. The power distribution system should include supply and laying of cabling/wiring for HVAC System and Fixed equipment and systems like Autoclaves, Bio-safety cabinets, access control system, CCTV system etc., required and provided for the Laboratory.

For circuit and power distribution, the distribution boards (DBs) should be 8/12-way Triple Pole with Neutral (TPN) vertical/Horizontal with double door 3 phase/ 1 phase, fitted with Earth Leakage Circuit Breaker (ELCB), Residual Current Circuit Breaker (RCCB), Miniature Circuit Breaker (MCB) etc. complete as required. The circuits, lighting and power distribution should be fully wired and complete in all respects. Only multi-stranded copper conductor wires should be used for sub-main wiring, circuit wiring, light and power wiring. All joints should be made at main switches, distribution board socket and switch boxes only. No joint should be made in conduits and junction boxes. Conductors shall be continuous from outlet to outlet.

ii) Internal Light Points, Power Points, Fittings and Fixtures

The electrical fittings and fixtures in the two BSL-3 and the ABSL-3 Laboratory and support areas should be sealed type, explosion proof, capable to withstand chemical exposures during laboratory fumigation. The Laboratory rooms should be provided with 400-450 lighting Lux level and the light fixtures should be surface mounted type. The switches, sockets and light fixtures in BSL-3 Lab and support areas shall have Ingress Protection (IP)55 or better protection.

All the electrical points, power points, light and power sockets shall be fully wired with switches, sockets, connections complete in all respects as required. Some of the power points / sockets should be suitable for high power consumption instruments like deep freezers, floor model centrifuges, biosafety cabinets etc. and will be decided based on floor map. Only multi-stranded copper conductor wires shall be used for light and power wiring. The internal wiring shall conform to the Indian Electricity Rules and BIS standards. The conduit work for light points, power points, voice and data points, FDA system etc., shall be concealed type and shall be done in rigid PVC as per IS specifications. All the conduit pipes shall be sealed to prevent ingress of air.

Sufficient number of points should be included to ensure no extension boards are required.

UPS- UPS of 100 KVA (common for Both BSL2/BSL-3)

AS PER GUIDELINES BOTH INLET AND EXHAUST AHUs and BSCs SHOULD BE CONNECTED TO UPS) (or as required depending on the overall load with economic annual maintenance charges) capacity should be provided for un-interrupted power backup to critical components like Door Interlock and access control system, BMS Operation and shower control panel operation. The power backup through the UPS shall be for minimum 30 minutes. The UPS should be complete with battery bank, battery rack, interconnecting cabling and wiring, complete in all respects.

iii) Communication Facility (Intercom & LAN) and Wi-Fi

Laboratory areas and support and service areas should be provided with Data (LAN) and Voice points (Intercom) for communication. The system should be complete with required conduit and wiring. The Data and Voice points should be fully wired with CAT6 cable complete with output terminals. A suitable EPABX should be provided for up to 2

incoming lines and 10 outgoing lines for the laboratory for internal communication. All the rooms should be provided with intercom connection and telephone instrument set. Wi-Fi connection should be made available in all rooms of the entire facility. The necessary connections will be provided by NIPER computer centre.

Fabrication of fully covered shed:

The shed should be constructed at an elevation to prevent rainwater flow into the shed. A covered shed and foundation for laying the BSL-3 labs: Foundation size (dimensions) should be bigger than the containers dimensions. Shed should protect BSL-3 from rainwater, direct sun light and heat. Foundation should be load-bearing to ensure containers load and should have smooth finish (as specified in Annexure -1)

This should be as per details and requirement in annexure 1.INTERNAL CONSTRUCTION WORKS & FINISHES:

The internal partition walls and ceiling construction in BSL-3 Laboratory, Screening Lab and the support areas should be carried out with prefabricated, non-particle shredding panels in Powder Coating finish. The ceiling should be walk-able type for access of services above for maintenance purpose.

i) Modular Wall & Cladding Panels:

Double skin modular wall panels made of 0.8mm thick GPSP (galvanized plain skin pass) sheet powder coating with min. 60 Micron on both sides with PIR insulation for modular clean room and the rest with PUF of density $40\pm 2\text{kg/m}^3$ as infill, GI profiles for reinforcement along the periphery, floor track in Painted GI with EPDM rubber below Floor Track using Fastener bolts, self-tapping screws at suitable interval, suitable to accommodate the epoxy floor flush with wall panel. Joints shall be sealed with clean room compatible silicon sealant. Including all material, lead lift T&P, Labor etc.

Wall panel should be sealed airtight, that ensures complete absence of air leakage.

There should be cut-outs on the walls to accommodate electrical outlets, telephone & intercom pipelines, control panels, monitoring devices, emergency warning systems, pass-thru' cabinets and piping wherever applicable

Wall Panel Thickness	- 80-100 mm
Cladding Panel Thickness	- 50-60 mm
Outer Skin (both sides)	- Powder Coated GSS sheet in 0.8 mm thickness
Insulation/Filler material having density of $35-40\text{ kg/m}^3$	- PIR insulation for modular clean room and the rest with PUF
Shade / Color	- As approved
Services	- pre-inserted conduits for electrical wires/cables etc.
Sealing of Joints	- Silicone Sealant Sealing of Penetration-Silicone Sealant

Ceiling Panels:

Double skin totally flush walkable false ceiling made of 0.8 mm thick GPSP (galvanized plain skin pass) sheet powder coating with min 60 micron on both sides (PIR insulation for modular clean room and the rest with PUF) of density $40\pm 2\text{kg/m}^3$ as infill, GI profiles for reinforcement along the periphery, including ceiling grid for easy installation and necessary hardware like threaded rods, Fastner Bolts, self-tapping screws, nuts and bolts etc. Joints should be sealed with cleanroom compatible silicon sealant. (Load bearing capacity- 150 kg/m^2).

- Double skin modular wall panels made of 0.8 mm thick GPSP (galvanized plain skin pass) sheet powder coating. The solid ceiling panels will be placed side by side and fastened together. Ceiling trim (PVC) pieces will be installed on the ceiling to seal the ceiling panel airtight. The GI panel edges are sealed with Room Temperature Vulcanizing (RTV) Silicone to the structural frame and fasten on both sides to form an airtight sealed panel.
- The wall and ceiling system should be impervious, non-corrosive, antibacterial and antifungal surface finish suitable for use of wide range of chemicals like Hydrogen peroxide, formalin etc. for laboratory decontamination.
- The solid ceiling panels of size 80 mm and 50 mm should be capable of withstanding the high negative

operating pressure of BSL-3 and should be suitable for normal walking pressure and strong enough to allow personnel to climb above for installation and servicing via the service access on the side of the laboratory.

- The Radius Coving (wall-to-wall, and wall-to-ceiling, from inside to outside corner): Smooth radius coving should be installed at all wall- to-wall and wall-to-ceiling joints. All seams should be carefully sealed with RTV sealant. Corners at floor - covered from PVC floor sheet to the wall.

Flooring

Flooring should be in 3 mm self-levelling epoxy in approved shade, complete with base coat, sealer coat and 3 mm topcoat in self-levelling epoxy conforming to ISO :4631. Another layer should be there in between the metal and epoxy layer to prevent corrosion. This additional layer is also epoxy type.

Doors

All Air-Tight Doors (airlock to the outside of the BSL-3 Laboratory) should be constructed with steel and powder-coated (for easy cleaning). 46 mm thick doors made with PU painted 0.8mm thick GPSP sheets on both sides with honeycomb kraft paper as infill, 1.2 mm thick GPSP powder coated door frames, hardware like SS push plate, SS 'D' handle, SS ball bearing butt hinges, Double glazed view panel with Automatic Concealed door bottom drop seal and 1.2 mm thick SS304 kick plate. The door should be installed completely with pull-door-handle door, closer and electrical interlock mechanism. The Airlock doors and emergency Exit Door should be Air-Tight Doors. These Airtight Doors should have adequate gasket arrangement to provide airtight seal and may have a step-over seal. The interlock logic should be such that while entering or exiting the facility, traffic from the other side should not get access, to ensure privacy.

EQUIPMENTS & SYSTEMS (See Annexure II)

SERVICE & UTILITIES

(This should cater to the entire setup in the layout provided in Annexure I)

- Power: The bidder should make arrangement of power cables from the NIPER provided LT panel.
- Water: Water supply for the BSL-3 Laboratory will be arranged and provided by the bidder from the source supplied by NIPER SAS NAGAR.
- Drain & Sewer Line: The drain from the BSL-3 Laboratory, after decontamination, should be connected to the nearest available drain line. The bidder should design and construct the drain and sewer line from BSL-3 lab to the available drain line.
- Utilities for laboratory equipment/s: Utility connections like power, water, drain etc. required for the laboratory equipment should be provided.

TESTING, COMMISSIONING AND VALIDATION

(This should be separate for BSL-3 and BSL-2 facilities, as required for submission to DBT)

- a) After completion of the construction and installation works, all the equipment, systems and services should be commissioned and tested to check the operation and performance of each of the equipment and system.
- b) Once all the equipment and systems are found to be working satisfactory, the validation of the BSL-3 Laboratory will be carried out by NIPER SAS Nagar or their consultant in the presence of authorized representatives/committee of the Institute. The validation of the BSL-3 Laboratory should be carried out in accordance with the NIH & DBT Guidelines and other guidelines on the subject for commissioning and validation of BSL-3 Laboratories. During the validation process, operation and functioning of complete installations will be checked to verify that the equipment and systems are delivering the desired and approved performance results. It will be checked to ensure that all the biosafety and biosecurity requirements are met and are in place and functional.

- c) Before start of the validation process, vendor should submit a detailed validation document giving details of validation checks and tests to be performed, the acceptance criteria as per the approved designs and drawings and the formats for recording the check and test results.
- d) If and when comments are received from the DBT authorities on the entire facility, the responsibility of rectifying the lacunae (if any) lies with bidder.

The preliminary list of tests to be performed is as below: (including all validation certificates as per RCGM guidelines

- (i) Containment Barrier Integrity Test
- (ii) HEPA Filter Leak Test – According to the US Federal Standard 209E
- (iii) Ducting Pre-welding leak test
- (iv) Ducting post-welding leak test
- (v) Room Differential Pressure test
- (vi) Particle Count Test for Cleanliness
- (vii) Air Velocity/ Pattern smoke test
- (viii) Room Air change Rate Test
- (ix) Light intensity Test
- (x) Noise level Test
- (xi) Biological Safety Cabinet Test
- (xii) Temperature and RH
- (xiii) Autoclave validation report
- (xiv) Pass box validation.
- (xv) Pressure decay test
- (xvi) Liquid decontamination validation.
- (xvii) Access control report

Sub-unit-2 (BSL-2 and ABSL-2 Lab)

Technical Specification

Design, Supply, Installation, Testing and Commissioning and Validation of Modular BSL-2 and ABSL-2 Labs

Design, Supply, Installation, Testing, Commissioning, Validation and certification of Modular BSL-2 lab facility on turnkey basis

(To be housed on a single platform along with an attached BSL-3 lab, as in the layout provided in Annexure 1)

Containing

- (1) Two bacterial labs;
- (2) One virus lab; and
- (3) One animal Biosafety lab
(as per below specifications)

Scope of Work Includes:

Design, Supply, Installation, Testing, Commissioning (SITC) and validation of the Modular BSL-2 facility containing a (i) two bacterial labs, (ii) one virus lab, and (iii) one animal biosafety and handling (ABSL-2) lab on Turnkey Basis and its Operation and Maintenance.

Design, engineering, and installation of a BSL-2/ABSL-2 Laboratory including an elevated platform {at 3 feet height, 88+6 feet length and 40+10 feet width (as specified in Annexure 1)}, a basement civil work), [as per enclosed drawing-Annexure 1] (construction of the pillars and basement for the BSL-2 modular lab, with metallic leak proof roof (canopy) with

1. Double skin -- PIR insulation for modular clean room and the rest with PUF of density $40 \pm 2 \text{ kg/m}^3$
2. HVAC system including complete air management system for maintaining the lab environment as per the biosafety guidelines, all related internal lighting and wiring work with common UPS (100 KVA, for both BSL-3 and BSL-2) for smooth and safe operation of BSL- 2/ABSL-2.

The arrangement of power cables up to the main LT panel, the drain of ETP, the sewerage and the arrangement of water connection up to BSL-3 facility shall be provided by NIPER.

For safe operations as per the guidelines and monitoring of the facility, the system must have necessary monitoring, operations & control through a manual control panel as well as Direct Digital Control (DDC) based system with requisite sensors for controlling indoor conditions/environment including pressure gradient, temperature, humidity, exhaust, etc.

Reference Standards/Regulatory requirement to be adapted:

- Guidelines for the establishment of containment facilities: Biosafety Level 2 (BSL-2) Certification of BSL-2 facility, 2024-DBT (including latest modifications), India
- General Guidelines for Establishing of Biosafety level-2 Laboratory, 2019, (including latest modifications), ICMR, India
- WHO, GENEVA Laboratory Biosafety Manual – 3rd Edition, Biosafety Level 1– 4
- CDC-Biosafety in Microbiological and Biomedical Laboratories – 5th Edition
- NIH Guidelines for research involving recombinant DNA molecules (Jan 2001) Biosafety Level

1-4.

Details of the laboratory space

- A general layout has been included in Annexure I. Room sizes are provided in the layout.
- Inner Lab Temperature: 22°C +/- 5°C
- Air Changes Per Hour (ACPH): More than 15 ACPH, with 60:40 AHU for BSL-2.
- Cleanliness standards: Class 10,000 class BSL-2 requirements as per DBT guidelines
- The expected footfall (according to DBT guidelines and safety manuals) At least 12 persons.

Heating, Ventilation, and Air Conditioning (HVAC) SYSTEM AND BUILDING MANAGEMENT SYSTEM (BMS)

(Common HVAC and Air Handling Unit shall be used for both BSL-3 and BSL-2 as per layout given in Annexure I)

The proposed BSL-2 Laboratory and support areas should be air-conditioned through a separate dedicated Central AC System comprising of Chiller Pack, Air Handling Units, Exhaust System, Air Filtration System and Air Distribution System complete in all respect. The system should be with standby and backup provisions capable to provide un-interrupted continuous 24x7x365 days operation of BSL-2 Lab to maintain the required temperature, humidity, air-change rate, differential pressure gradient and air filtration conditions of the Laboratory Facility. The contractor should submit the HVAC system and BMS design and working drawings for prior approval by NIPER S.A.S Nagar Engineering section. The HVAC system should comply with the given specifications and performance requirements and should be complete in all respect, as required and approved.

The following design and performance conditions should be maintained in BSL-2 Laboratories:

Inside temperature	22 +/- 2°C
Relative humidity	Less than 60%
Negative pressure gradient	-25 Pa
<i>Filtration</i>	<i>Fine filter supply air in BSL-2</i>
	<i>Normal exhaust in BSL-2</i>
<i>Ventilation</i>	<i>60% recirculatory, 40% exhaust in BSL-2</i>
	<i>Other areas with recirculatory system</i>

Air Conditioning Plant for BSL-2:

- The air-conditioning plant should provide enough flexibility in operation such that selective areas of the facility can be operated, to economize the operating costs. Inner Laboratory Temperature to be maintained at 22° C +/- 5°C.

a. Chiller Pack:

The Chiller Pack should be skid mounted with Air Cooled Condenser, Evaporator/Chiller, Micro-processor control panel, interconnecting control and power wiring, refrigerant charge etc. complete in all respect. To economize the operating cost and provide backup capacity, the chiller pack should have multiple compressors.

TOTAL COOLING CAPACITY and the chiller details of the entire set up is included in the BSL-3 chiller capacity.

Air Handling Unit (AHU):

The Air Handling Units should be Double Skin type and should be complete with blower, motor, drive set, cooling coil, filter section, drain tray etc. complete in all respect. The Air Handling Units should be floor mounted type installed on civil foundation with vibration isolation pads. The BSL-2 Laboratory should be provided with single AHU. AHU should include mixing sections with regulations dampers for fresh intake air and return air. For BSL-2 70:30 ration has been mentioned so a mixing chamber has been recommended.

- a. *AHU Casing:* AHU Casing should be made of minimum 25 mm thick PUF sandwich panels. The outer wall should be of galvanized sheet, chemically treated having scratch free pre plasticized coating and plain GI inner sheet. In-fill should be with PUF insulation having density 35-40 kg/m³ fixed on modular frame. The frame work should be in extruded aluminium sections with thermal break to avoid condensation/sweating. The AHU should be provided with electric power /control junction box on external side of the unit.
- b. *Fan section:* The Fan Section should have SISW type, multi blade type Fan / Blower. The Fan / Blower blades should be made of treated heavy gauge steel treated. The fans should be statistically and dynamically balanced and should have CMCA approval.
- c. *Cooling coils and heating coils:* Coils should be constructed in 12.5 - 15mm dia copper tubes, 24-gauge thickness with aluminium fins (at least 12 fpi) firmly bounded to copper tubes assembled in zinc coated steel frame. Air velocity across the coil should not exceed 500 fpm. The coil should be factory tested at 21kg/sq.cm air pressure. The cooling coil should be 8 RD for 100% FA system and 6 RD for re-circulatory system.
- d. *Filter section:* The Filter Section should be same as that of AHU casing. The Filter section should be complete with Filters of 5 micron and 0.5-micron particulate size.
- e. *Dampers:* Each AHU should be complete with OPEN/CLOSE Dampers and Fire Dampers. The dampers should be opposed blade type. Blades should be made of double skinned aero foil aluminium sections with integral gasket and assembled within extruded aluminium alloy frame. All linkages and supporting spindles should be made of aluminium or nylon. Spindle should be provided with a Bakelite knob for locking the damper blades in position. The OPEN CLOSE dampers should be provided with compatible motor actuator.
- f. *Motor and Drive:* Fan motors should be flame proof and suitable for 415V+/-10%, 50Hz, 3 phase, AC supply. Motor should be squirrel cage TEFC motors. Motors should be designed for quiet operation. Drive to fan should be provided through belt-drive with a standard belt guard housing the bolt and adjustable motor sheave.
- g. *AHU Drain piping:* AHU drain piping should be carried out in SS 304 up to the nearest drain traps complete as required. The drain pipes should be insulated with 12 mm thick closed cell nitrile foam insulation.
- h. *AHU Controls:* Three-way mixing valve with actuator and limit switch for AHU access doors should be provided complete with power and control wiring.

Exhaust System:

The BSL-2 Laboratory should be provided with normal exhaust system complete with Exhaust Blowers, SISW/DIDW type, backward curve, motor, drive set, vibration isolation pads, OPEN/CLOSE damper and other fittings and accessories (one working plus one standby)

Air Filtration System

BSL-2 Lab Supply Air: Two stage air filters should be provided

- The first stage should be for 5-micron particulate size, 90% efficiency
- Second stage should be for 0.5-micron particulate size, 99.9% efficiency

Ducting and Insulation for Supply and Exhaust Ducts:

The supply air and exhaust ducting should be carried out in GI sheet (class VIII with zinc coating of 120 gm/sqm).

All duct fabrication work, thickness of sheet metal, supports, and hangers should conform to SMACNA standards. All the joints should be sealed with silicone sealant.

Duct Insulation:

Should be closed cell, fire retardant, self-extinguishing type with crossed linked polyethylene insulation density not less than 24 kg/sq. m., with "K" value not more than 0.028 Kcal/°C with adhesive tape etc., on duct complete as per specification and drawings.

Motorized Airtight Damper:

Should consist of aluminum casing with factory fitted motorized damper. Casting and attachment should in stainless steel. The damper blade with plastic seal when closed should comply with DIN EN 1751, CLASS 4 (Exception normal size 100 and 125, class 3) also complies with the requirement of DIN 1946, Part 4 (leakage < 10 M3/h. M2 of damper cross section with a 100 Pa Pressure differential).

Fire Dampers:

Fire Dampers provided in the supply and exhaust air systems should be interlocked with the AHU blower motors such that in case of fire, the AHU fan motor should trip automatically.

Fire dampers may be linked to the control panel.

Sound Damper:

These are used for reducing the noise level of the air which is travelling through the duct. These are to be placed after the air pumping machines so that these can absorb the extra noise, making the surrounding noise proof.

Control Pressurization:

Laboratories should remain at a higher negative pressure in relation to the corridors/Airlocks and other non-laboratory spaces. The pressure gradient condition should be maintained in various areas of the laboratory.

Ultraviolet Germicidal Irradiations (UVGI) System:

Supply, installation, testing, commissioning and handling of the UVGI System must be done for maintaining the indoor air quality. The components of the system must be in strict conformity with the specifications. The prices to include all interconnected wiring between the UVGI lamps. The UVGI system should be installed in supply air ducts or AHU itself.

BUILDING MANAGEMENT SYSTEM (BMS):

A customized Building Management System should be designed, programmed and provided to:

- i. Control and monitor the operation of HVAC system and other laboratory operating parameters in the BSL-2 Lab rooms/zones like: Room/Area/zone pressure, temperature & RH, Ambient temperature & RH, AHU and Exhaust Blower operating status, VFD status & VCD status, OPEN/Close dampers status, Supply & exhaust air quality in each BSL-2 Laboratory rooms/zone.
- ii. The BMS should be complete with PLC, Sensors, Controllers, power and control wiring, customized Software and other associated field devices, hardware and accessories complete in all respect, as per requirement and approved design.
- iii. The HVAC system START and STOP sequence should be interlocked to prevent positive pressurization of the BSL-2 laboratory, at any point of time.
- iv. A dedicated desktop PC with Intel i7 or latest 2.5 GHz CPU complete with accessories such as 21" LCD color monitor, 1 TB hard disk or higher, 5 GB RAM or higher should be provided for the BMS operation and control along with a parallel secondary display screen of 32" size at the BSL-2 laboratory entrance to show the operating parameters.
- v. The BMS control panel should be powered through UPS. Upon restoration of power after a power failure, the BMS should start the HVAC system automatically without any human interface and restore the normal operational set points of the system.

Alarm and Monitoring Systems:

- Pressure sensors
- Pressure alarm visual/audio
- Temperature/RH alarm visual/audio
- Emergency panic button (break glass type) - audio all rooms/control room
- Emergency door-open” button (For interlock door)

At the Control Side – Biosafety BSL-2- control software

Manual and Computerized Controls (PLC/DDC):

The control System, consist of PLC (Programmable Logic Controller) should automatically adjust system airflow and maintain system as the designated negative pressure.

The PLC/DDC should have the following features:

- (a) The system controller (Programmable Logic controller) controlled via a dedicated software program.
- (b) Centralized Control
- (c) Automatic air flow control.
- (d) Pressure, Temperature & Humidity monitor and control.
- (e) Doors interlock - controlled by PLC/DDC and display on the PLC/ DDC control panel.
- (f) HEPA filter resistance and efficiency monitoring. When the pressure of the filters reaches the setting value, the PLC/ DDC should sound the alarm.

The DDC System should be real time control on the internet and realize different control strategy separately. The DDC system should address the bubble tight position according to the negative pressure feedback signal to control the negative pressure of the laboratory at the value which is set up. Emergency shutdown when system integrity breaches the correct sequence. In case of the normal fan failures, the standby fan should be turned on at once to achieve the set value of negative pressure in 60 seconds. When opening the lab, first turn on the exhaust fan, then turn on the supply fan; pressure stability accomplished within 15 minutes from the start up. When turning off the lab, first turn off the supply fan, then turn off the exhaust fan.

BMS PB (Computer Specification):

Supply and Installation of Main Operator Station Comprising Main P.C. with Intel i7 or latest 2.5 GHz CPU complete with accessories such as 21” LCD color monitor, 1 TB hard disk or higher, 5 GB RAM or higher, 101 Keys Key Board, Optical Mouse & Pad, DVD writer drive with A4 B/W Laser Printer including UPS with half an hour battery backup.

BMS Software:

Supply, Installation, Testing and Commissioning of the BMS System Software: Graphical Software meeting the requirements in the Given I/O Summary and technical specifications including configuration and facility to create / provide the graphic mapping for all I/O summary points, configurable password protection for Building Management System as per Specifications. Software should be able to communicate with Bacnet, Modbus devices simultaneously, with unlimited web user license capacity. Same software can be used as programming / commissioning software.

BMS Panel:

Automation stations/ Direct Digital Controller with I/O module etc. The networkable controllers should be 32 bit, UL listed microprocessor with built in networkable (IP) type with real time clock with SD-CARD programmable memory. Minimum one networkable DDC (32 bit, UL Listed) should have inbuilt graphics display with knob operation. The networkable DDC's shall be capable of either direct sitting on IP LAN or peer to peer communication with lockable MS mounting cabinets duly powder coded connector strip, internal wiring and space to house controller & relays, connector etc. as per IO summary.

Door Interlock and Access Control System

The door interlock and access control system should be provided with combination of proximity card based, numerical keypad lock based and push button-based system. The system should be completed with access logic controllers, door electromagnets, proximity cards and card reader/s, numerical keypad locks, door release push buttons, emergency door release buttons, PC communicator, control and power wiring and cabling and other required accessories, hardware, and software. The access control system should be powered through UPS supply for uninterrupted operation even during mains power failure. The door Electromagnetic Lock should be suitable for installation on doors/frames. The electromagnetic lock and armature should be constructed and designed to provide trouble free service.

CCTV System

CCTV System should be provided for surveillance of the Laboratory. The number of Cameras will be as per the floor plan with one camera in each room. The CCTV system should be completed with wall/ceiling mounted high resolution color cameras, multiplexer cum DVR of 16 Channel, LCD color monitor 32" size (as required), associated power and control cabling etc. and required hardware and software. The output of the CCTV system cameras should be displayed on LCD monitor, to be installed at approved location. The cameras should be high resolution color cameras and suitable for indoor installation. The multiplexer cum DVR shall be suitable for saving up-to 16 channels analog data, audio, text data and event data with play back feature. The DVR memory/Hard disk capacity should be 1 TB. For convenient backups the DVR shall be compatible with Windows based OS so that it can be backed up through a PC.

Fire Detection and Alarm System

The complete set of two BSL-2 and support areas should be provided with Addressable type Fire Detection and Alarm System. The Fire Detection & Alarm System should be complete with Smoke detectors, Heat detectors, Fire Alarm Panel, manual call points, response indicators, power and control wiring and cabling etc. complete in all respect.

- (a) Temp/RH/Pressure Sensor
- (b) Pressure alarm visual/audio
- (d) Emergency panic button (break glass type) - audio all rooms/control room
- (e) Emergency door-open" button (For interlock door)

ELECTRICAL SYSTEM AND ASSOCIATED WORKS:

Electrical power distribution system scheme for the complete BSL-2 Laboratory should be provided. The electrical distribution system should be designed and installed as per the Indian Electricity Rules and shall conform to National Building Code (NBC). The electrical load calculation sheet, power and light wiring diagrams, GA and Single Line diagrams for Electrical Distribution Panels, cable routing etc., before proceeding with the work.

i) Power Distribution System:

Executing agency should design and provide the main power distribution Low Tension (LT) panel, sub-distribution boards and panels complete with required switchgears, breakers, circuit breakers, power and control wiring, etc. for power distribution system for complete Laboratory Facility. The power distribution system should include supply and laying of cabling/wiring for HVAC System and Fixed equipment and systems like Autoclaves, Bio-safety cabinets, access control system, CCTV system etc., required and provided for the Laboratory.

For circuit and power distribution, the distribution boards (DBs) should be 8/12-way Triple Pole with Neutral (TPN) vertical/Horizontal with double door 3 phase/ 1 phase, fitted with Earth Leakage Circuit Breaker (ELCB), Residual Current Circuit Breaker (RCCB), Miniature Circuit Breaker (MCB) etc. complete as required. The circuits, lighting and power distribution should be fully wired and complete in all respects. Only multi-stranded copper conductor wires should be used for sub-main wiring, circuit wiring, light and power wiring. All joints should be made at main switches, distribution board socket and switch boxes only. No joint should be made in conduits and junction boxes. Conductors shall be continuous from outlet to outlet.

ii) Internal Light Points, Power Points, Fittings and Fixtures

The electrical fittings and fixtures in the two BSL-2 and support areas should be sealed type, explosion proof, capable to withstand chemical exposures during laboratory fumigation. The Laboratory rooms should be provided with 400-450 lighting Lux level and the light fixtures should be surface mounted type.

All the electrical points, power points, light and power sockets shall be fully wired with switches, sockets, connections complete in all respect as required. Some of power points / sockets should be suitable for high power consumption instruments like deep freezers, floor model centrifuges, biosafety cabinets etc and will be decided based on floor map. Only multi-stranded copper conductor wires shall be used for light and power wiring. The internal wiring shall conform to the Indian Electricity Rules and BIS standards. The conduit work for light points, power points, voice and data points, FDA system etc., shall be concealed type and shall be done in rigid PVC as per IS specifications. All the conduit pipes shall be sealed to prevent ingress of air. Sufficient number of points should be included to ensure no extension boards are required.

iii) UPS Single unit under the BSL-3 section should take care of entire facility. UPS of 100 KVA (common for Both BSL2/BSL-3)

iv) Communication Facility (Intercom & LAN)

Laboratory areas and support and service areas should be provided with Data (LAN) and Voice points (Intercom) for communication. The system should be complete with required conduit and wiring. The Data and Voice points should be fully wired with CAT6 cable complete with output terminals. A suitable EPABX should be provided for up to 2 incoming lines and 10 outgoing lines for the laboratory for internal communication. All the rooms should be provided with intercom connection and telephone instrument set.

Fabrication of fully covered shed:

The shed should be constructed at an election to prevent rainwater flow into the shed. A covered shed and foundation for laying the BSL-2 labs: Foundation size (dimensions) should be bigger than the containers dimensions. Shed should protect BSL-2 from rainwater, direct sun light and heat. Foundation should be load-bearing to ensure containers load and should have smooth finish.

INTERNAL CONSTRUCTION WORKS & FINISHES:

The internal partition walls and ceiling construction in BSL- Laboratory, Screening Lab and the support areas should be carried out with, non-particle shredding panels in Powder Coating finish. The ceiling should be walk-able type for access of services above for maintenance purpose.

i) Modular Wall & Cladding Panels:

Double skin modular wall panels made of 0.8mm thick GPSP (galvanized plain skin pass) sheet powder coating with min. 60 Micron on both sides (PIR insulation for modular clean room and the rest with PUF) with PUF of density $40 \pm 2 \text{ kg/m}^3$ as infill, GI profiles for reinforcement along the periphery, floor track in Painted GI with EPDM rubber below Floor Track using Fastener bolts, self-tapping screws at suitable interval, suitable to accommodate the epoxy floor flush with wall panel. Joints shall be sealed with clean room compatible silicon sealant. Including all material, lead lift T&P, Labour etc.

Wall panel is sealed airtight, that ensures complete absence of air leakage.

There should be cut-outs on the walls to accommodate electrical outlets, telephone & intercom pipelines, control panels, monitoring devices, emergency warning systems, pass-thru' cabinets and piping wherever applicable

ii) Wall Panel Thickness- 80-100 mm Cladding Panel Thickness - 50-60 mm

Outer Skin (both sides) - Powder Coated GSS sheet in 0.8 mm thickness Insulation/Filler material -

PUF having density of $35\text{-}40 \text{ kg/m}^3$

Shade / Color - As approved

Services - pre-inserted conduits for electrical wires/cables etc. Sealing of Joints - Silicone Sealant Sealing of Penetration-Silicone Sealant

iii) Ceiling Panels:

Double skin totally flush walkable false ceiling made of 0.8mm thick GPSP (galvanized plain skin pass) sheet powder coating with min 60 micron on both sides (PIR insulation for modular clean room and the rest with PUF) with PUF of density $40 \pm 2 \text{ kg/m}^3$ as infill, GI profiles for reinforcement along the periphery, including ceiling grid for easy installation and necessary hardware like threaded rods, Fastner Bolts, self-tapping screws, nuts and bolts etc. Joints should be sealed with cleanroom compatible silicon sealant. (Load bearing capacity- 150 kg/m^2).

- Double skin modular wall panels made of 0.8mm thick GPSP (galvanized plain skin pass) sheet powder coating. The solid ceiling panels will be placed side by side and fastened together. Ceiling trim (PVC) pieces will be installed on the ceiling to seal the ceiling panel airtight. The GI panel edges are sealed with Room Temperature Vulcanizing (RTV) Silicone to the structural frame and fasten on both sides to form an airtight sealed panel.
- The wall and ceiling system should be impervious, non-corrosive, antibacterial and antifungal surface finish suitable for use of wide range of chemicals like Hydrogen peroxide, formalin etc. for laboratory decontamination.
- The solid ceiling panels of size 80mm and 50mm should be capable to withstand the high negative operating pressure of BSL-2 and should be suitable for normal walking pressure and strong enough to allow personnel to climb above for installation and servicing via the service access on the side of the laboratory.
- The Radius Coving (wall-to-wall, and wall-to-ceiling, from inside to outside corner): Smooth radius coving should be installed at all wall- to-wall and wall-to-ceiling joints. All seams should be carefully sealed with RTV sealant.

Corners at floor - coved from PVC floor sheet to the wall.

iv) Flooring

Flooring should be in 3 mm self-levelling epoxy in approved shade, complete with base coat, sealer coat and 3 mm topcoat in self-levelling epoxy conforming to ISO :4631. Another layer should be there in between the metal and epoxy layer to prevent corrosion.

v) Doors

All Air-Tight Doors (airlock to the outside of the BSL-2 Laboratory) should be constructed with steel and powder-coated (for easy cleaning). 46 mm thick doors made with PU painted 0.8mm thick GPSP sheets on both sides with honeycomb kraft paper as infill, 1.2 mm thick GPSP powder coated door frames, hardware like SS push plate, SS 'D' handle, SS ball bearing butt hinges, Double glazed view panel with Automatic Concealed door bottom drop seal and 1.2mm thick SS304 kick plate. The door should be installed completely with pull-door-handle door, closer and electrical interlock mechanism. The Airlock doors and emergency Exit Door should be Air-Tight Doors. These Airtight Doors should have adequate gasket arrangement to provide airtight seal and may have a step-over seal. The interlock logic should be such that while entering or exiting the facility, traffic from the other side should not get access, to ensure privacy.

Work surface: GI with granite recommended.

4. Work Table: Lab worktable of suitable size complete with powder coated frame and granite stain resistant top and required drawers. The work bench should be utilized for placing tabletop instruments.

SERVICE & UTILITIES

- Power: The bidder should make arrangement of power cables up to the main LT panel of BSL-2.
- Water: Water supply for the BSL-2 Laboratory will be arranged and provided by the bidder should make arrangement of pipe connection up to bsl2 facility from the nearest water connection provided by NIPER SAS NAGAR.
- Drain & Sewer Line: The drain from the BSL-2 Laboratory, after decontamination, should be connected to the nearest available drain line. The bidder should design and construct the drain and sewer line from BSL-2 lab to the available drain line; confirming to regulatory requirements.
- Utilities for laboratory equipment/s: Utility connections like power, water, drain etc. required for the laboratory equipment should be provided.

TESTING, COMMISSIONING AND VALIDATION As per RCGM guidelines 2024 (or latest)

- a) After completion of the construction and installation works, all the equipment, systems and services should be commissioned and tested to check the operation and performance of each of the equipment and system.
- b) Once all the equipment and systems are found to be working satisfactory, the validation of the BSL-2 Laboratory will be carried out by NIPER SAS Nagar or their consultant in the presence of authorized representatives/committee of the Institute. The validation of the BSL-2 Laboratory should be carried out in accordance with the NIH Guidelines and other guidelines on the subject for commissioning and validation of BSL-2 Laboratories. During the validation process, operation and functioning of complete installations will be checked to verify that the equipment and systems are delivering the desired and approved performance results. It will be checked to ensure that all the biosafety and biosecurity requirements are met, and are in place and are functional.
- c) Before start of the validation process, vendor should submit a detailed validation document giving details of validation checks and tests to be performed, the acceptance criteria as per the approved designs and drawings and the formats for recording the check and test results

The list of tests to be performed is as below:

- (i) Containment Barrier Integrity Test
- (ii) HEPA Filter Leak Test – According to the US Federal Standard 209E
- (iii) Ducting Pre-welding leak test
- (iv) Ducting post-welding leak test
- (v) Room Differential Pressure test (vi) Particle Count Test for Cleanliness
- (vii) Air Velocity/ Pattern smoke test
- (viii) Room Air change Rate Test
- (ix) Light intensity Test

- (x) Noise level Test
- (xi) Biological Safety Cabinet Test (xii)Temperature and RH
- (xii) Autoclave validation report
- (xiv) Pass box validation.
- (xv) Pressure decay test
- (xvii) Liquid decontamination validation.
- (xviii) Access control report

An addressable fire detection system, Access Control System and CCTV System should also be provided. Any other work related to smooth working of the facility should be treated as a part of scope of the bidder. The same needs to be explicitly included in the bid. The entire lab should be validated as per the International Guidelines and necessary documentation and validation report will be submitted at the time of handling over. The floor should have one more layer of appropriate material before epoxy layer is placed.

B.GENERAL POINTS

1. Warranty:

- a) The bidders must quote for Project Cost inclusive of three (03) years of warranty. The cost of five (05) years CMC shall be provided separately.
- b) The bidders must quote for Comprehensive Warranty as per Conditions of Contract of the Tender document for complete equipment (Including all spares, labour and third party items) and Turnkey Work (if required) from the date of satisfactory installation, commissioning, trial run, handing over and acceptance of the goods by the User Department.
- c) The warranty charges shall not be quoted separately.
- d) During the Warranty period and CMC period, desired Uptime of 95% of 365/366 (Leap Year) days (24 hrs), if downtime more than 5%, the warranty period/CMC period will be extended by double the downtime period. In addition, a penalty equal to amount of 0.25 % of the total cost of equipment per day will be livable for the excess downtime period subject to Maximum of 10% of Cost of the Equipment. Complaints should be attended properly, maximum within 8 hrs.
- e) All software updates should be provided free of cost during Comprehensive Warranty period.

2. After Sales Service:

After sales service centre should be available at the city of Institution or nearing to within 300 Kilometers (Kms) on 24 (hrs) X 7 (days) X 365 (days) basis. Complaints should be attended properly, maximum within 8 hrs. The service should be provided directly by Bidder/Indian Agent. Undertaking by the Principals in the "Manufacturer Authorisation Form" that the spares for the equipment shall be available for at least 10 years from the date of supply of equipment.

3. Training:

On Site training to Faculty/ Scientists / Technicians/ staff is to be provided by Principal/Indian Agents (if they have the requisite know-how) for operation and maintenance of the equipment to the satisfaction of the User Department.

4. Annual Maintenance Contract (CMC) of subject equipment:

- a) The cost of Annual Maintenance Contract (CMC) which shall include preventive maintenance including testing & calibration as per technical/ service /operational manual of the manufacturer, labour, after satisfactory completion of Warranty period (five years) may be quoted for next five years on yearly basis for complete equipment including third party items as per Price Schedule.
- b) The cost of CMC may be quoted along with GST applicable on the date of Bid Opening.

- c) Cost of CMC will be added for Ranking/Evaluation purpose on NPB basis.
- d) Before commencement of CMC period, the suppliers shall furnish a Performance Bank Guarantee for 5 % of the contract value (CMC/CMC) (as per Performa given in Tender document) valid till 2 months extra after expiry of entire CMC period. The Performance Bank Guarantee for CMC will be applicable in case of equipment cost is more than Rs.10 lakhs.
- e) During the Warranty period and CMC period, desired Uptime of 95% of 365/366 (Leap Year) days (24 hrs), if downtime more than 5%, the warranty period/CMC period will be extended by double the downtime period. In addition a penalty equal to amount of 0.25 % of the total cost of equipment per day will be livable for the excess downtime period subject to Maximum of 10% of Cost of the Equipment. Complaints should be attended properly, maximum within 8 hrs.
- f) All software updates should be provided free of cost during / Warranty/CMC. In case of failure by the supplier, the Bank Guarantee of CMC will be forfeited.
- g) The payment of CMC will be made on half yearly basis after satisfactory completion of said period duly certified by end User.

5. Uptime & Downtime Penalty Clause:

- a) The firm should provide uptime guarantee of 95% during warranty period and CMC period.
- b) During the Warranty period and CMC period, desired Uptime of 95% of 365/366 (Leap Year) days (24 hrs), if downtime more than 5%, the warranty period/CMC period will be extended by double the downtime period. In addition a penalty equal to amount of 0.25 % of the total cost of equipment per day will be liveable for the excess downtime period subject to Maximum of 10% of Cost of the Equipment. Complaints should be attended properly, maximum within 8 hrs.

6. Turnkey Work:

Turnkey Work is to be indicated in the Specification wherever required. The Bidder shall examine the existing site condition where the equipment is to be installed, in consultation with User Department. The Bidders are required to quote separately for the equipment and the components of Turnkey Work as per Price Schedule/BoQ. The Turnkey Work costs may be quoted in Indian Rupee and the same will be added for Ranking Purpose.

The Turnkey Work should completely comply with AERB requirement, wherever required.

Section – VIII

QUALIFICATION CRITERIA

1. In case the manufacturer does not quote directly, they may authorise their authorized agent as per Proforma of “Manufacturer Authorization Form” as given in the Tender Enquiry Document to quote and enter into a contractual obligation.
2. The Manufacturer should have supplied and installed in last Five years from the date of Bid Opening, similar equipment meeting major parameters of technical specification which is functioning satisfactorily.
3. In support of 2, the Bidder shall furnish Performance statement in the enclosed Proforma ‘A’ of Section VIII.

The Bidder shall furnish Satisfactory Performance Certificate in respect of above, duly translated in English and duly signed along with the bid.

4. The Purchaser reserves the right to ask for a free demonstration of the quoted equipment after giving reasonable time to the bidder at a pre determined place acceptable to the purchaser or at site (in case of non portable and heavy equipments) for technical acceptability as per the Tender Enquiry Document specifications, before the opening of the Price Bid.

Section – VIII PROFORMA ‘A’

PROFORMA FOR PERFORMANCE STATEMENT
(For the period of last five years)

ATE No. : _____
 Date of Bid Opening : _____
 Name and address of the Bidder : _____
 Name and address of the Manufacturer : _____

Order placed by (full address)	Order no. and date ##	Description (Model No.) and quantity	Value of order (Rs.)	Consignee	Date of Delivery Period			Have the goods been functioning Satisfactorily (attach documentary proof) **
					Contract	Actual	Reasons for Delay if Any	
1	2	3	4	5	6	7	8	9

We hereby certify that the details of all orders received in last 5 years of quoted equipment (including NIPER, IISER, CSIR-IMTECH, AIIMS, PGIMER, Institute of National importance) has been furnished. We hereby further certify that if at any time, information furnished by us is proved to be false or incorrect, we are liable for any action as deemed fit by the purchaser in addition to forfeiture of the Bid Security.

Name _____

Business Address _____

Place: _____

Signature of Bidder _____

Seal of the Bidder _____

** The scanned copy of documentary proof will be a latest certificate from the consignee/end user with cross-reference of order no. and date may be uploaded

The bidders are requested to upload the scanned copy of purchase order copies for the specific model quoted along with the Techno-commercial Bid.

Section – VIII
PROFORMA ‘B’

FORMAT FOR AFFIDAVIT OF SELF CERTIFICATION REGARDING LOCAL CONTENT IN A MEDICAL DEVICE

(To be given by Authorized signatory duly authorized by the Board of Director)

Date: _____

I _____ S/o,D/o,W/o _____, Resident of _____ do hereby solemnly affirm and declare as under:

That I will agree to abide by the terms and conditions of the policy of Government of India issued vide Public Procurement (Preference to Make in India) order no. F.No.31026/36/2016-MD dated 16 Feb, 2021 issued by Department of Pharmaceuticals, Ministry of Chemicals & Fertilizers as amended from time to time and its subsequent orders, notifications issued by concerned Nodal Ministry.

That the information furnished hereinafter is correct to best of my knowledge and belief and I undertake to produce relevant records before the procuring entity or any authority so nominated by the Department of Pharmaceuticals, Government of India for the purpose of assessing the local content.

That the local content for all inputs which constitute the said medical device has been verified by me and I am responsible for the correctness of the claims made therein.

That in the event of the domestic value addition of the product mentioned herein is found to be incorrect and not meeting the prescribed value-addition norms, based on the assessment of an authority so nominated by the Department of Pharmaceuticals, Government of India for the purpose of assessing the local content, action will be taken against me as per Order No. P45021/2/2017-B.E.-II dated 29.05.2019 and Notification No. 31026/36/2016-MD dated 18.05.2018 or any subsequent orders, notifications issued by concerned Nodal Ministry.

I agree to maintain the following information in the Company's record for a period of 8 years and shall make this available for verification to any statutory authority:

- i) Name and details of the Domestic Manufacturer (Registered Office, Manufacturing unit location, nature of legal entity)
- ii) Date on which this certificate is issued
- iii) Medical devices for which the certificate is produced
- iv) Procuring entity to whom the certificate is furnished
- v) Percentage of local content claimed
- vi) Name and contact details of the unit of the manufacturer

- | | |
|-------|---|
| vii) | Sale Price of the product |
| viii) | Ex-Factory Price of the product |
| ix) | Freight, insurance and handling |
| x) | Total Bill of Material |
| xi) | List and total cost value of inputs used for manufacture of the medical device |
| xii) | List and total cost of inputs which are domestically sourced. Value addition certificates from suppliers, if the input is not in- house to be attached. |
| xiii) | List and cost of inputs which are imported, directly or indirectly. |

Note: Details for Sr. No. (vii) to (xiii) may not be uploaded with technical bid inadvertently.

For and on behalf of (Name of firm/entity)

Authorized signatory (To be duly authorized by the Board of Director)

Verified by

(signature with stamp)

[Chartered accountants if required]

Format for Self-Certification: Restrictions under Rule 144 (xi) of the General
Financial Rules (GFRs), 2017

CERTIFICATE

In line with O.M. “Restrictions under Rule 144 (xi) of the General Financial Rules (GFRs), 2017” vide office memorandum no. F.No.6/18/2019-PPD, Ministry of Finance dt. 23.07.2020, “I have read the clause regarding restrictions on procurement from a bidder of a country which shares a land border with India; I certify that this vendor/ bidder M/s _____ is not from such a country or, if from such a country, has been registered with the Competent Authority. I hereby certify that this vendor/ bidder M/s _____ fulfils all requirements in this regard and is eligible to be considered for procurement.

[Where applicable, evidence of valid registration by the Competent Authority shall be attached]”

We also understand, false declarations will be in breach of the Code of Integrity under Rule 175(1)(i)(h) of the General Financial Rule for which a bidder or its successor can be debarred for up to two years as per Rule 151 (iii) of the General Financial Rule along with such other actions as may be permissible under law.

Seal and Signature of Authorized Signatory

Section – IX

TENDER ACCEPTANCE FORM

To _____
(offer letter by bidder)

The Director,
National Institute of Pharmaceutical Education and
Research, SAS Nagar
Punjab-160 062, India.

Ref.Your ATE No. _____ due for opening on
_____ *insert date*

We, the undersigned have examined the above mentioned Tender document, including amendment/corrigendum (*if any*), the receipt of which is hereby confirmed. We now offer to supply and deliver _____ (*Description of goods and services*) in conformity with your above referred document for the sum as shown in the Price Schedules attached herewith and made part of this bid. If our bid is accepted, we undertake to supply the goods and perform the services as mentioned in the Tender documents, in accordance with the delivery schedule specified in the List of Requirements.

We further confirm that, if our bid is accepted, we shall provide you with a performance security of required amount in an acceptable form in terms of “General Conditions Contract”, Section - IV read with modification, if any “Special Conditions of Contract”, in Section - V, for due performance of the contract.

We agree to keep our bid valid for acceptance as required in the “General Instruction to Bidders”, read with modification, if any in “Special Instructions to Bidders”, Section – III or for subsequently extended period, if any, agreed to by us. We also accordingly confirm to abide by this bid up to the aforesaid period and this bid may be accepted any time before the expiry of the aforesaid period. We further confirm that, until a formal contract is executed, this bid read with your written acceptance thereof within the aforesaid period shall constitute a binding contract between us. We further understand that you are not bound to accept the lowest or any bid you may receive against your above-referred advertised tender enquiry. We confirm that we do not stand deregistered/banned/blacklisted by any Central Govt. Ministries/ Departments/ Hospitals/ Institutes.

We have not quoted any additional and/ or extra condition in our offer. We confirm that we fully agree to the terms and conditions specified in above mentioned Tender document, including amendment/ corrigendum if any. “We hereby certify that if at any time, information furnished by us is proved to be false or incorrect, we are liable for any action as deemed fit by the purchaser in addition to forfeiture of the bid security.”

Name and Signature _____

Designation of the bidder

Business Address _____

Place: _____

ate: _____

SECTION – X PRICE SCHEDULE (Not Applicable in TENDER)

Tender Inviting Authority: Director NIPER Mohali												
Name of Work: Design, Supply, Installation, Testing, Commissioning and Validation of Modular BSL-2 Lab Facility and Modular BSL-3 Lab Facility												
Contract No:												
Bidder Name :												
PRICE SCHEDULE												
(This BOQ template must not be modified/replaced by the bidder and the same should be updated after filling the relevant columns, else the bidder is liable to be rejected for this tender. Bidders are allowed to enter the Bidder Name and Values only)												
NUM BER #	TEXT #	NUM BER #	TEXT #	NUM BER #	TEXT #	TEXT #	NUM BER #	NUM BER	NUM BER	NUM BER #	NUM BER #	TEXT #
Sl. No.	Item Description	Quantity	Units	Addition / Deduction Values	Currency Conversion against each Item	Quoted Currency in INR / Other Currency	BASIC RATE In Figures To be entered by the Bidder Rs. P	GST	Freight Charges (Unloading & Stacking)	TOTAL AMOUNT With out Taxes	TOTAL AMOUNT With Taxes	TOTAL AMOUNT In Words
1	2	4	5	10	11	12	7	9	10	15	16	17
1	DESIGN, SUPPLY, INSTALLATION, TESTING, COMMISSIONING AND VALIDATION OF MODULAR BSL-3 LAB FACILITY AND MODULAR BSL-2 LAB FACILITY with 3 Years Warranty	1	no	1.00	Full Conversion	INR				0.0	0.0	INR Zero Only
2	Five Years CMC Charges after completion of 3 Years of Warranty	1	no	1.00	Full Conversion	INR				0.0	0.0	INR Zero Only
Total in Figures										0.0	0.0	INR Zero Only
Quote d Rate in Words	INR Zero Only											

SECTION – XI

CHECK LIST

Sr.	Checklist Document/Undertaking	Yes or No with Remarks and Page Number as Annexed (All in one PDF shall be provided additional to the documents as uploaded on portal)
1	Bidders are required to submit Bid Security (EMD) of Rs. 28 Lakh with Tender proposal	
2	The bidder should have completed minimum 3 No.s BSL 3 Modular Facility in last 7 years with at least three (3) projects of 3.0 crores, at least two (2) projects of 5.0 crore or one (1) of the projects amounting to or more than 7.0 crores and said facilities should be DBT Certified. Copies of Completion certificate/ Performance certificate from an officer of rank Executive Engineer or higher or Head of Department/ Dean/ Director of Institute should be submitted.	
3.	The Bidder shall have an average annual turnover of Rs.12.00 Crore in the last five financial years Certified Copies of Audited profit & loss statement to be submitted. Bidder should not incurred any loss in more than two years during last five years ending 31 March 2024	
4	The bidder shall provide a solvency certificate from any nationalized bank for an amount of Rs. 3.0 Crs	
5	The bidder shall not be a loss-making firm during the last 3 years. They shall submit their accounts properly audited by a recognized Chartered Accountancy firm	
6	The bidder should not have been blacklisted, debarred or expelled by Union Government/State Governments/ PSU's etc. during the last 5 years	
7	The firm shall submit an affidavit duly notarized certifying the above	
8	The Bidder should have trained Biosafety professionals/Engineers and a copy of certificate to be enclosed with bid for this tender.	
9	Firms to be necessarily ISO 9000 compliant	
10	The bidder should be either OEM or its authorized distributor and a certificate (MAF- Refer Section XIII) for the same is required to be attached as proof along with a link to verify the same.	
11	The bidder should attach the proof of compliance of NSF-49 for biosafety cabinet and web link to be provided for verification	
12	For electrical system, a certification regarding electrical safety of the equipment's such as UL-61010 etc. with document as proof should be attached.	
13	Bids are invited from the Class –I and Class II category of bidders only (Refer Section VIII) for category of Class supplier) for procurement of Equipment as per specification given in this tender documents. Purchase preference shall be given to Class –I category of Bidders as per Govt of India Guidelines revised from time to time	
14	BSL lab facility should be in compliance with national and international standards as per RCGM, WHO Standard, BMBL, NIH/CDCP Guidelines, ICMR, DBT Guidelines and Standard to be followed for Biosafety Laboratory Guidelines for the Establishment of Containment Facilities: Biosafety level 2 (BSL-2) & BSL-3) and "Certification of BSL2 & BSL3 Facility issued by Department of Biotechnology, Ministry of science and technology, Government of India in 2020. Compliance with CCSEA Guidelines for Laboratory Animal Facility.	
15	All applicable certificates should have been issued prior to the date of notification of TENDER.	

SECTION – XII

BANK GUARANTEE FORM FOR BID SECURITY

Whereas _____(Name and address of the Bidder)
(hereinafter called the "Bidders")
has submitted its Bid dated _____ for the
supply of _____
(hereinafter called the "Bid")
against the purchaser's ATE No. _____

Know all persons by these presents that we _____
having our registered office at _____
(Hereinafter called the "Bank")
are bound unto NIPER, SAS Nagar
(hereinafter called the "Purchaser")
in the sum of _____ for which payment will and truly to
be made to the said Purchaser, the Bank binds itself, its successors and assigns by these
presents. Sealed with the Common Seal of the said Bank this
_____ day of _____ 20____.

The conditions of this obligation are:

- 1) If the Bidder withdraws or amends, impairs or derogates from the bid in any
respect within the period of validity of this Bid.
2) If the Bidder having been notified of the acceptance of his Bid by the Purchaser
during the period of its validity:-
a. If the bidder fails or refuses to furnish the performance security for the due
performance of the contract or
b. If the bidder fails or refuses to accept/execute the contract or
c. If it comes to notice at any time, that the information/documents furnished in its
Bid are false or incorrect or misleading or forged

We undertake to pay the Purchaser up to the above amount upon receipt of its first written
demand, without the Purchaser having to substantiate its demand, provided that in its
demand the Purchaser will note that the amount claimed by it is due to it owing to the
occurrence of one or more the three conditions, specifying the occurred condition(s).

This guarantee will remain in force upto _____(insert date of additional forty-
five days after Bid validity) and any demand in respect thereof should reach the Bank not
later than the above date.

..... (Signature with date of the
authorized officer of the Bank)
..... (Name and designation of the Officer)
.....
..... (Seal, name & address of
the Bank and address of the Branch)

SECTION – XIII

MANUFACTURER'S AUTHORISATION FORM

The Director,
National Institute of Pharmaceutical Education
and Research, SAS Nagar,
Punjab, 160 062, India.

Dear Sir,

Ref: Your TE document No _____ dated _____

We, _____ who are proven and reputable manufacturers of _____
(name and description of the goods offered in the bid)
having _____ factories at _____, hereby
authorize Messrs. _____ (name and address of the agent) to submit a bid,
process the same further and enter into a contract with you against your requirement as
contained in the above referred TE documents for the above goods manufactured by us.

We also state that we are not participating directly in this bid for the following reason(s):

(please provide
reason here).

We further confirm that no supplier or firm or individual other than Messrs.
_____ (name and address of the above agent) is authorised to
submit a bid, process the same further and enter into a contract with you against your
requirement as contained in the above referred TE documents for the above goods
manufactured by us.

We also hereby extend our full warranty, CMC as applicable as per clause 15 of the
General Conditions of Contract, read with modification, if any, in the Special Conditions
of Contract for the goods and services offered for supply by the above firm against this
TE document.

We also hereby confirm that we would be responsible for the satisfactory execution of
contract placed on the authorized agent and the spares for the equipment shall be
available for at least 10 years from the date of supply of equipment.

We also confirm that the price quoted by our agent shall not exceed the price which we
would have quoted directly”

Yours faithfully,

[Signature with date, name and designation]

for and on behalf of Messrs

[Name & address of the manufacturers]

Note: 1. This letter of authorisation should be on the letter head of the manufacturing
firm and should be signed by a person competent and having the power of attorney to
legally bind the manufacturer.

1. Original letter may be sent.

SECTION – XIV

Bid Form (Covering Letter)

(To be submitted as part of Technical bid, along with supporting documents, if any)

(On Bidder's Letter-head)

(Strike out alternative phrases not relevant to you)

Bidder's Name_____

[Address and Contact Details]

Bidder's Reference No._____ Date.....

To

The Director,

NIPER, Sector-67

SAS Nagar – 60062, Punjab, India

Ref: Your Tender Document No. Pls refer the tender Document;

Tender Title: Pls refer the tender Document;

Sir/ Madam

Having examined the abovementioned Tender Document, we, the undersigned, hereby submit/ upload our Techno-commercial and Financial bid (Price Schedule) for the supply of Goods and incidental Works/ Services in conformity with the said Tender Documents.

(Please tick appropriate boxes or strike out sentences/ phrases not applicable to you)

1) Our Credentials:

We are submitting this bid: -

on our behalf, and there are no agents/ dealers involved in this tender, and hence no agency agreement or payments/ commissions/ gratuity is involved. Our company law and taxation regulatory requirements and authorization for signatories and related documents are submitted in Form (Bidder Information).

Or

as authorized dealer offering goods manufactured by our OEMs. Our OEM's law and taxation regulatory requirements and authorization for signatories and related documents are submitted in (OEM's Authorization).

Or

We..... hereby certify that We/ our Principals/ OEMM/ s..... are proven, established, and reputed manufacturers with factories at which are fitted with modern equipment and where the production methods, quality control, and testing of all materials and parts manufactured or used by us shall be open to inspection by the representative of the Procuring Entity.

2) Our Eligibility and Qualifications to participate

We comply with all the eligibility criteria stipulated in this Tender Document, and the relevant declarations are made along with documents in Eligibility Declaration Form. We fully meet the qualification criteria stipulated in this Tender Document, and the relevant details are submitted along with documents in 'Qualification Criteria – Compliance form.

3) Our Bid to supply Goods:

We offer to supply the subject Goods of requisite quality and within Delivery Schedules in conformity with the Tender Document. The relevant details are submitted in 'Schedule of Requirements - Compliance and 'Technical Specifications and Quality Assurance – Compliance Form.'

4) Prices:

We hereby offer to perform the Services at our lowest prices and rates mentioned in the separately uploaded Price-Schedule. It is hereby confirmed that the prices quoted therein by us are:

based on terms of delivery and delivery schedule confirmed by us; and

Cost break-up of the quoted cost, showing inter-alia costs (including taxes and duties thereon) of all the included incidental Goods/ Works considered necessary to make the proposal self-contained and complete, has been indicated therein, and

based on the terms and mode of payment as stipulated in the Tender Document. We have understood that if we quote any deviation to terms and mode of payment, our bid is liable to be rejected as nonresponsive, and

- a) The prices in this offer have been arrived at independently, without restricting competition, any consultation, communication, or agreement with any other bidder or competitor relating to:
- i) those prices; or
 - ii) the intention to submit an offer; or
 - iii) the methods or factors used to calculate the prices offered.
- b) The prices in this offer have neither been nor shall be knowingly disclosed by us, directly or indirectly, to any other bidder or competitor before bid opening or contract award unless otherwise required by law.

5) Affirmation to terms and conditions of the Tender Document:

We have understood the complete terms and conditions of the Tender Document. We accept and comply with these terms and conditions without reservations, although we are not signing and submitting some of the sections of the Tender Document. Deviations, if any, are submitted by us in Form 5: 'Terms and Conditions – Compliance'. We also explicitly confirm acceptance of the Arbitration Agreement as given in the Tender Document.

6) Bid Securing Declaration

We have submitted the Bid Security, ie. EMD as stipulated, Bid Security Declaration (BSD, in lieu of Bid Security -for exempted bidder) in stipulated format relating to bid security.

7) Abiding by the Bid Validity

We agree to keep our bid valid for acceptance for a period up to -----, as required in the Tender Document or for a subsequently extended period, if any, agreed to by us and are aware of penalties in this regard stipulated in the Tender Document in case we fail to do so.

8) Non-tempering of Downloaded Tender Document and Uploaded Scanned Copies

We confirm that we have not changed/ edited the contents of the downloaded Tender Document. We realise that any such change noticed at any stage, including after the contract award, shall be liable to punitive action in this regard stipulated in the Tender Document. We also confirm that scanned copies of documents/ affidavits/ undertakings uploaded along with our Technical bid are valid, true, and correct to the best of our knowledge and belief. If any dispute arises related to the validity and

truthfulness of such documents/ affidavits/ undertakings, we shall be responsible for the same. Upon accepting our Financial bid, we undertake to submit for scrutiny, on-demand by the Procuring Entity, originals, and self-certified copies of all such certificates, documents, affidavits/ undertakings.

9) A Binding Contract:

We further confirm that, if our bid is accepted, all such terms and conditions shall continue to be acceptable and applicable to the resultant contract, even though some of these documents may not be included in the contract Documents submitted by us. We do hereby undertake that, until a formal contract is signed or issued, this bid, together with your written Letter of Award (LoA), shall constitute a binding contract between us.

10) Performance Guarantee and Signing the contract

We further confirm that, if our bid is accepted, we shall provide you with performance security of the required amount stipulated in the Tender Document for the due performance of the contract. We are fully aware that in the event of our failure to deposit the required security amount and/ or failure to execute the agreement, the Procuring Entity has the right to avail any or all punitive actions laid down in this regard, stipulated in the Tender Document.

11) Signatories:

We confirm that we are duly authorized to submit this bid and make commitments on behalf of the Bidder. Supporting documents are submitted in Form 1.1 annexed here with. We acknowledge that our digital/digitized signature is valid and legally binding.

12) Rights of the Procuring Entity to Reject bid(s):

We further understand that you are not bound to accept the lowest or any bid you may receive against your above-referred Tender Document.

.....
(Signature with date)

.....
(Name and designation)
Duly authorized to sign bid for and on behalf of
[name & address of Bidder and seal of company]

SECTION – XV

Bidder Information Form

(To be submitted as part of Technical bid)

(On Company Letter-head)

(Along with supporting documents, if any)

Bidder's Name_____

[Address and Contact Details]

Bidder's Reference No._____ Date.....

Ref: Your Tender Document No. Pls refer the tender Document;

Tender Title: Pls refer the tender Document;

Note: Bidder shall fill in this Form following the instructions indicated below. No alterations to its format shall be permitted, and no substitutions shall be accepted. Bidder shall enclose certified copies of the documentary proof/ evidence to substantiate the corresponding statement wherever necessary and applicable. Bidder's wrong or misleading information shall be treated as a violation of the Code of Integrity. Such Bids shall be liable to be rejected as nonresponsive, in addition to other punitive actions provided for such misdemeanors in the Tender Document.

(Please tick appropriate boxes or strike out sentences/ phrases not applicable to you)

1) Bidder/ Contractor particulars:

(a) Name of the Company:.....

(b) Corporate Identity No. (CIN):

(c) Registration, if any, with The Procuring Entity:

(d) GeM Supplier ID (if registered with GeM, it is mandatory at the time of placement of Contract)

(e) Place of Registration/ Principal place of business/ manufacture

(f) Complete Postal Address:

(g) Pin code/ ZIP code:

(h) Telephone nos. (with country/ area codes):

(i) Mobile Nos.: (with country/ area codes):

(j) Contact persons/ Designation:

(k) Email IDs:

Submit documents to demonstrate eligibility as per - A self-certified copy of registration certificate – in case of a partnership firm – Deed of Partnership; in case of Company – Notarized and certified copy of its Registration; and in case of Society – its Byelaws and registration certificate of the firm.

2) Taxation Registrations:

a) PAN number:

b) Type of GST Registration as per the Act (Normal Taxpayer, Composition, Casual Taxable Person, SEZ, etc.):

c) GSTIN number: in Consignor and Consignee States

d) Registered/ Certified Works/ Factory where the Goods would be mainly manufactured and Place of Consignor for GST Purpose:

e) Contact Names, Nos. & email IDs for GST matters (Please mention primary and secondary contacts):

We solemnly declare that our GST rating on the GST portal/ Govt. official website is not negative/ blacklisted.

Documents to be submitted: Self-attested Copies of PAN card and GSTIN Registration.

3) Authorization of Person(s) signing the bid on behalf of the Bidder

- a) Full Name: _____
- b) Designation: _____
- c) Signing as:

- A sole proprietorship firm. The person signing the bid is the sole proprietor/ constituted attorney of the sole proprietor,
- A partnership firm. The person signing the bid is duly authorized being a partner to do so, under the partnership agreement or the general power of attorney,
- A company. The person signing the bid is the constituted attorney by a resolution passed by the Board of Directors or in pursuance of the Authority conferred by Memorandum of Association.

Documents to be submitted: Registration Certificate/ Memorandum of Association/ Partnership Agreement/ Power of Attorney/ Board Resolution

4) Bidder's Authorized Representative Information

Name:
Address:
Telephone/ Mobile numbers:
Email Address:

.....
(Signature with date)

.....
(Name and designation)
Duly authorized to sign bid for and on behalf of
[name & address of Bidder and seal of company]
DA: As above

SECTION – XVI

Eligibility Declarations Form

(To be submitted as part of Technical bid)

(On Company Letter-head)

(Along with supporting documents, if any)

Ref: Your Tender Document No. Pls refer the tender Document;

Tender Title: Pls refer the tender Document;

Bidder's Name _____

[Address and Contact Details]

Bidder's Reference No. _____ Date.....

Note: The list below is indicative only. You may attach more documents as required to confirm your eligibility criteria.

Eligibility Declarations

(Please tick appropriate boxes or cross out any declaration not applicable to the Bidder)

We hereby confirm that we are comply with all the stipulation and declare as under and shall provide evidence of our continued eligibility to the Procuring Entity as may be requested:

1) Legal Entity of Bidder: _____

2) OEM/ Manufacturer/ Dealership Status: _____

3) We are/ are not a JV _____

4) We solemnly declare that we (including our affiliates or subsidiaries or constituents):

- a) are not insolvent, in receivership, bankrupt or being wound up, not have our affairs administered by a court or a judicial officer, not have our business activities suspended and are not the subject of legal proceedings for any of these reasons;
- b) (including our Contractors/ subcontractors for any part of the contract):
 - i. Do not stand declared ineligible/ blacklisted/ banned/ debarred by the Procuring Organisation or its Ministry/ Department from participation in its Tender Processes; and/ or
 - ii. Are not convicted (within three years preceding the last date of bid submission) or stand declared ineligible/ suspended/ blacklisted/ banned/ debarred by appropriate agencies of Government of India from participation in Tender Processes of all of its entities, for offences mentioned in Tender Document in this regard. We have neither changed our name nor created a new "Allied Firm", consequent to the above disqualifications.
- c) Do not have any association (as bidder/ partner/ Director/ employee in any capacity) with such retired public official or near relations of such officials of Procuring Entity, as counter-indicated, in the Tender Document.
- d) We certify that we fulfil any other additional eligibility condition if prescribed in Tender Document.
- e) We have no conflict of interest, which substantially affects fair competition. The prices quoted are competitive and without adopting any unfair/ unethical/ anti-competitive

means. No attempt has been made or shall be made by us to induce any other bidder to submit or not to submit an offer to restrict competition.

- 5) Restrictions on procurement from bidders from a country or countries, or a class of countries under Rule 144 (xi) of the General Financial Rules 2017: We certify as under:

“We have read the clause regarding restrictions on procurement from a bidder of a country which shares a land border with India and on sub-contracting to contractors from such countries, and solemnly certify that we fulfil all requirements in this regard and are eligible to be considered. We certify that:

- (a) we are not from such a country or, if from such a country, we are registered with the Competent Authority (copy enclosed). and;*
- (b) we shall not subcontract any work to a contractor from such countries unless such contractor is registered with the Competent Authority.*

- 6) MSME Status:

Having read and understood the Public Procurement Policy for Micro and Small Enterprises (MSEs) Order, 2012 (as amended and revised till date), and solemnly declare the following:

- a) We are - Micro/ Small/ Medium Enterprise/ SSI/ Govt. Dept. /PSU/ Others:.....
 - b) We attach herewith, Udhyam Registration Certificate with the Udhyam Registration Number as proof of our being MSE registered on the Udhyam Registration Portal. The certificate is the latest up to the deadline for submission of the bid.
 - c) Whether Proprietor/ Partner belongs to SC/ ST or Women category. (Please specify names and percentage of shares held by SC/ ST Partners):.....
- 7) Start-up Status

we confirm that we are/ are not a Start-up entity as per the definition of the Department of Promotion of Industrial and Internal Trade – DPIIT.

- 8) Make in India Status:

Having read and understood the Public Procurement (Preference to Make in India PPP - MII) Order, 2017 (as amended and revised till date) and related notifications from the relevant Nodal Ministry/ Department, ie PPLC Policy of MoPNG, and solemnly declare the following:

- (a) Self-Certification for the category of suppliers:
 (Provide a certificate from statutory auditors/ cost accountant in case of Tenders above Rs 10 Crore for Class-I or Class-II Local Suppliers). Details of local content and location(s) at which value addition is made are as follows:

Local Content and %age	
Location(s) of value addition	

Therefore, we certify that we qualify for the following category of the supplier (tick the appropriate category):

- Class-I Local Supplier/
- Class-II Local Supplier/
- Non-Local Supplier.

(b) We also declare that

- There is no country whose bidders have been notified as ineligible on a reciprocal basis under this order for an offered Goods, or
- We do not belong to any Country whose bidders are notified as ineligible on a reciprocal basis under this order for the offered Goods.

9) Penalties for false or misleading declarations:

We hereby confirm that the particulars given above are factually correct and nothing is concealed and undertake to advise any future changes to the above details. We understand that any wrong or misleading self-declaration would violate the Code of Integrity and attract penalties as mentioned in this Tender Document.

.....
(Signature with date)

.....
(Name and designation)
Duly authorized to sign bid for and on behalf of

.....
.....
[name & address of Bidder and seal of company]

SECTION – XVII

Bid Security Declaration Form

(If EMD is sought in the bid, EMD requirement shall override Bid Security Declaration)

Note: To be submitted as part of Technical bid, along with supporting documents, if any. Submit the Form as part of Technical bid, a Bid Securing Declaration In lieu of bid security in the following format. Bidders exempted from submission of bid security are required to submit this.

Bid Securing Declaration

(on Company Letter-head)

Bidder's Name _____

[Address and Contact Details]

Bidder's Reference No. _____ Date.....

To

To

The Director,

NIPER, Sector-67

SAS Nagar- 160062, Punjab, India

Ref: Your Tender Document No. Refer the Tender Document;

Tender Title: Refer the Tender Document

Sir/ Madam

We, the undersigned, solemnly declare that:

We understand that according to the conditions of this Tender Document, the bid must be supported by a Bid Securing Declaration in lieu of Bid Security.

We unconditionally accept the conditions of this Bid Securing Declaration. We understand that we shall stand automatically suspended from being eligible for bidding in any tender in Procuring Organisation for 2 years from the date of opening of this bid if we breach our obligation(s) under the tender conditions if we:

1) withdraw/ amend/ impair/ derogate, in any respect, from our bid, within the bid validity; or

being notified within the bid validity of the acceptance of our bid by the Procuring Entity:

a) refused to or failed to produce the original documents for scrutiny or the required Performance Security within the stipulated time under the conditions of the Tender Document.

b) Fail or refuse to sign the contract.

We know that this bid-Securing Declaration shall expire if the contract is not awarded to us, upon:

- 1) receipt by us of your notification
- of cancellation of the entire tender process or rejection of all bids or of the name of the successful bidder or
- 2) forty-five days after the expiration of the bid validity or any extension to it.

(Signature with date)

.....
(Name and designation)

Duly authorized to sign bid for and on behalf of.....
[name & address of Bidder and seal of company]

Dated on day of [insert date of signing]

Place..... [insert place of signing]

DA:.....

SECTION – XVIII

Technical Specifications and Quality Assurance - Compliance Form

Assurance) (To be submitted as part of Technical bid)

(on Company Letter-head)

Tender Document No. Tend No./ ; Tender Title: GOODS

Bidder's Name _____

[Address and Contact Details]

Bidder's Reference No. _____ Date.....

Note to Bidders: Highlight in this form deviations, if any, Technical Specifications and Quality Assurance, maintaining the same numbering and structure. Submit copies of original test certificates for standards/ specification tests on the Goods and other relevant documents like technical data, literature, drawings, etc. Add additional details not covered elsewhere in your bid in this regard.

Sl. No.	Ref of Technical Specification and Quality Assurance Clause		Subject	Confirmation/ Deviation/ Exception/ reservation	Justification/ Reason
	Section	Clause/ sub-Clause			

We shall comply with, abide by, and accept without variation, deviation, or reservation all Technical Specifications, Quality Assurance and Warranty requirements in the Tender Document, except those mentioned above. If mentioned elsewhere in our bid, contrary terms and conditions shall not be recognised and shall be null and void.

.....

(Signature with date)

.....

(Name and designation)

Duly authorized to sign bid for and on behalf of

.....

[name & address of Bidder and seal of company]

DA: Relevant documents like technical data, literature, drawings, and other documents

SECTION – XIX

Qualification Criteria – Compliance Form

(To be submitted as part of Technical bid)

(on Company Letter-head)

Tender Document No. Tend No./ ; Tender Title: GOODS

Bidder's Name_____

[Address and Contact Details]

Bidder's Reference No._____ Date.....

Note to Bidders: Furnish statements and documents to confirm conformity to Qualification Criteria may be mentioned/ attached here. The list below is indicative only. You may attach more documents as required for qualification criteria. Add additional details not covered elsewhere in your bid in this regard. Non-submission or incomplete submission of documents may lead to rejection of the bid as nonresponsive. Also highlight in this form deviations, if any, from Section VIII: Qualification Criteria.

“AS PER REQUIREMENT ON CASE TO CASE BASIS”

- Have you supplied the Goods tendered for or other identical items in the past? If so, details of supplies in the last five years may be furnished in Form.

- Details relating to Section VIII: Qualification Criteria.....

➤ Documents Attached supporting the compliance to qualification criteria:

Sr	Document Attached, duly filled, signed, and copies self-attested
1	
2	
3	

.....
(Signature with date)

.....
(Name and designation)
Duly authorized to sign bid for and on behalf of

.....
[name & address of Bidder and seal of company]
DA: As above, if any

SECTION – XX

Deviations from Schedule of Requirements Form

(To be submitted as part of Technical bid)
 (on Company Letter-head)

Tender Document No. Tend No./ _____ ; Tender Title: Non-consultancy Services

Bidder's Name _____

[Address and Contact Details]

Bidder's Reference No. _____ Date.....

Note to Bidders: Highlight in this Form any deviations, if any, from Schedule of Requirements, Background and Services and Activities Schedule. For clarity, you may add your Background.

Sl. No.	Ref of Tender Document Section, Clause		Subject	Confirmation/ Deviation/ Exception/ reservation	Justification/ Reason
	Section	Clause/ sub-clause			

We shall comply with, abide by, and accept without variation, deviation, or reservation all requirements detailed in Section VI: Schedule of Requirements, except those mentioned above. If mentioned elsewhere in our bid, contrary terms and conditions shall not be recognised and shall be null and void.

.....
 (Signature with date)

.....
 (Name and designation)
 Duly authorized to sign bid for and on behalf of

.....
 [name & address of Bidder and seal of company]

SECTION – XXI

Format for declaration by the Bidder for Code of Integrity & conflict of interest
(On the Letter Head of the Bidder)

Ref. No: _____

Date _____

To,
The Director,
NIPER, Sector 67,
SAS Nagar-160062 (India)

Sir,

With reference to your Tender No. _____ dated _____ I/We hereby declare that we shall abide by the Code of integrity for Public Procurement as mentioned under clause 'H' of your Tender document and have no conflict of interest as mentioned under Para of Tender.

The details of any previous transgressions of the code of integrity with any entity in any country during the last three years or of being debarred by any other Procuring Entity are as under:

- a.
- b.
- c.

We undertake that we shall be liable for any punitive action in case of transgression/contravention of this code.

Thanking you,

Yours sincerely,

Signature
(Name of the Authorized Signatory)

Company Seal

SECTION – XXII

BANK GUARANTEE FORM FOR PERFORMANCE SECURITY/ CMC SECURITY

WHEREAS _____ (Name and address of the supplier)
(Hereinafter called “the supplier”)

has undertaken, in pursuance of Purchase Order/ Contract no _____ dated _
to supply _____ (*insert description of goods and services*)
(Hereinafter called “the Contract”).

AND WHEREAS it has been stipulated by you in the said contract that the supplier shall furnish you with a bank guarantee by a scheduled commercial bank recognized by you for the sum specified therein as security for compliance with its obligations in accordance with the contract;

AND WHEREAS we have agreed to give the supplier such a bank guarantee;

NOW THEREFORE we hereby affirm that we are guarantors and responsible to you, on behalf of the supplier, up to a total of _____ (*insert Amount of the guarantee in words and figures*), and we undertake to pay you, upon your first written demand declaring the supplier to be in default under the contract and without cavil or argument, any sum or sums within the limits of (amount of guarantee) as aforesaid, without your needing to prove or to show grounds or reasons for your demand or the sum specified therein.

We hereby waive the necessity of your demanding the said debt from the supplier before presenting us with the demand.

We further agree that no change or addition to or other modification of the terms of the contract to be performed there under or of any of the contract documents which may be made between you and the supplier shall in any way release us from any liability under this guarantee and we hereby waive notice of any such change, addition or modification.

This guarantee will remain in force upto _____ (*insert date of additional Ninety days after completion of satisfactorily warranty period in case of Performance Security and additional Ninety days after completion of satisfactorily CMC period in case of CMC security*) and any demand in respect thereof should reach the Bank not later than the above date.

..... (Signature with date of the
authorised officer of the Bank)

..... Name and designation of the officer

.....
..... Seal, name & address of
the Bank and address of the Branch

SECTION – XXIII

CONTRACT FORM - A

CONTRACT FORM FOR SUPPLY, INSTALLATION, COMMISSIONING, HANDING OVER,
TRIAL RUN, TRAINING OF OPERATORS & WARRANTY OF GOODS

National Institute of Pharmaceutical Education and Research
SAS Nagar, Mohali-160 062

Contract No _____ dated _____

To _____
(insert name of Supplier with address)

This is in continuation to this office's Notification of Award
No _____ dated _____

1. Name & address of the Supplier: _____
2. ATE No of Tender Documents: _____ and
subsequent Amendment No _____, dated _____ (if any), issued by
the Purchaser
3. Supplier's Bid No _____ dated _____ and subsequent
communication(s) No _____ dated _____ (if any), exchanged
between the supplier and the purchaser in connection with this Tender
Document.
4. In addition to this Contract Form, the following documents etc, which are included
in the Tender Documents mentioned under paragraphs 2 and 3 above, shall also be
deemed to form and be read and construed as integral part of this contract:
 - (i) General Conditions of Contract;
 - (ii) Special Conditions of Contract;
 - (iii) List of Requirements;
 - (iv) Technical Specifications;
 - (v) Quality Control Requirements;
 - (vi) Tender Acceptance Form uploaded by the supplier;
 - (vii) Price Schedule(s)/BoQ uploaded by the supplier in its Bid;
 - (viii) Manufacturers' Authorisation Form (if applicable);
 - (ix) Purchaser's Notification of Award

Note: The words and expressions used in this contract shall have the same meanings as
are respectively assigned to them in the conditions of contract referred to above. Further,
the definitions and abbreviations incorporated under clause 1 of Section II – “General
Instructions to Bidders” of the Tender Enquiry Document shall also apply to this contract.

5. Some terms, conditions, stipulations etc. out of the above-referred documents are
reproduced below for ready reference:

(i) Brief particulars of the goods and services which shall be supplied/ provided by the supplier are as under:

Schedule No.	Brief description of goods/services	Accounting unit	Quantity to be supplied	Unit Price	Total price	Terms of delivery

Any other additional services (if applicable) and cost thereof: _____

Total value (in figure) _____ (In words) _____

(ii) Delivery schedule: _____

(iii) Details of Performance Security required: _____

(v) Destination and despatch instructions: _____

(vi) Consignee: _____

6. Warranty clause:

7. Payment terms:

 (Signature, name and designation of the Purchaser authorised official)
 For and on behalf of Director, NIPER

 Received and accepted this contract

 (Signature, name and address of the supplier's executive duly authorised to sign on behalf of the supplier)

For and on behalf of _____
 (Insert Name and address of the supplier)

(Seal of the Supplier)

Date: _____

Place: _____

CONTRACT FORM – B

CONTRACT FORM FOR ANNUAL MAINTENANCE CONTRACT(CMC)

Annual Maintenance Contract No. _____
 Dated _____

Between _____
Director, NIPER, SAS Nagar, Punjab

And _____

 (insert Name & Address of the Supplier)

Reference: Contract/ _____ Purchase _____ Order
 No _____ dated _____ for supply,
 installation & commissioning, Training and CCMC/CMC of goods & services

In continuation to the above referred Contract/Purchase Order, the Contract of Annual Maintenance Contract is hereby concluded as under: -

1	2	3	4					5	6
Schedule No.	Brief description of goods	Quantity (Nos.)	CCMC/CMC Cost for Each Unit year wise in Rs					GST Value in Rs (____%)	Total CMC Cost for 5 Years with GST (3) X [(4a+4b+4c+4d+4e) + (5)]
			1st	2nd	3rd	4th	5th		
			a	b	c	d	e		

Total value (in figure) _____ (In words) _____

- b) The CMC commence from the date of expiry of all obligations under Warranty i.e. from _____ (date of expiry of Warranty) and will expire on _____ (date of expiry of CCMC/CMC)
- c) The cost of CCMC/CMC which includes preventive maintenance, labour and spares, after satisfactory completion of Warranty period as contained in the above referred contract on yearly basis for complete equipment as per contract including Turnkey Work (if any).
- d) There will be 95% uptime warranty during CCMC/CMC period on 24 (hrs.) X 7 (days) X 365 (days) basis, with penalty, to extend CMC period by double the downtime period and other penalty as per contract.

- e) During CCMC/CMC period, the supplier shall visit at each consignee's site for preventive maintenance including testing and calibration as per the manufacturer's service/ technical/ operational manual. The supplier shall visit each consignee site as recommended in the manufacturer's manual, but at least once in 6 months or as specified in the contract agreement commencing from the date of the successful completion of warranty period for preventive maintenance of the goods.
- f) All software updates should be provided free of cost during CMC period.
- g) If there is any lapse in the performance of the CCMC/CMC as per contract, the proceeds Annual CCMC/CMC Bank Guarantee shall be forfeited and their bad performance will be considered while awarding future contracts.
- h) Payment terms: The payment of CCMC/CMC will be made against the bills raised by the supplier on six monthly basis after satisfactory completion of said period, duly certified by the concerned User Department. The payment will be made in Indian Rupees.

 (Signature, name and designation of the Store Officer/ASO of the Purchaser)

(Seal of the Purchaser)

Date: _____

Place: _____

 Received and accepted this contract

 (Signature, name and address of the supplier's executive duly authorised to sign on behalf of the supplier)

For and on behalf of _____

(Insert Name and address of the supplier)

(Seal of the Supplier)

Date: _____

Place: _____

Note:- The contract will be prepared on Non-judicial Stamp paper (currently of value of Rs. 100).

SECTION – XXIV

PERFORMA OF CONSIGNEE RECEIPT CERTIFICATE
(To be given by consignee’s authorized representative)

The following store(s) has/have been received in good condition:

- 1) Contract/Purchase Order No. & date : _____
- 2) Supplier's Name : _____
- 3) Consignee’s Name & Address: _____
- 4) Name of the item supplied: _____
- 5) Quantity Supplied: _____
- 6) Date of Receipt by the Consignee: _____
- 7) Signature of Authorized Representative of Consignee
with date: _____
- 8) Name and designation of Authorized Representative of
Consignee: _____
- 9) Seal of the Consignee: _____

SECTION – XXV

PERFORMA OF FINAL ACCEPTANCE CERTIFICATE BY THE CONSIGNEE
(To be given by consignee's authorized representative)

1 This is to certify that the goods as detailed below have been received in good conditions along with all the standard and special accessories in accordance with the contract. The same has been installed and accepted.

- 1) Contract/Purchase Order No. & date: _____
- 2) Supplier's Name: _____
- 3) Consignee's Name & Address: _____
- 4) Name of the item Supplied: _____
- 5) Quantity Supplied: _____
- 6) Date of Receipt by the Consignee: _____
- 7) Date of Receipt by the Consignee: _____
- 8) The supplier has fulfilled its contractual obligations satisfactorily OR

The supplier has failed to fulfill its contractual obligations with regard to the following:

- i)
- ii) iii) iv)

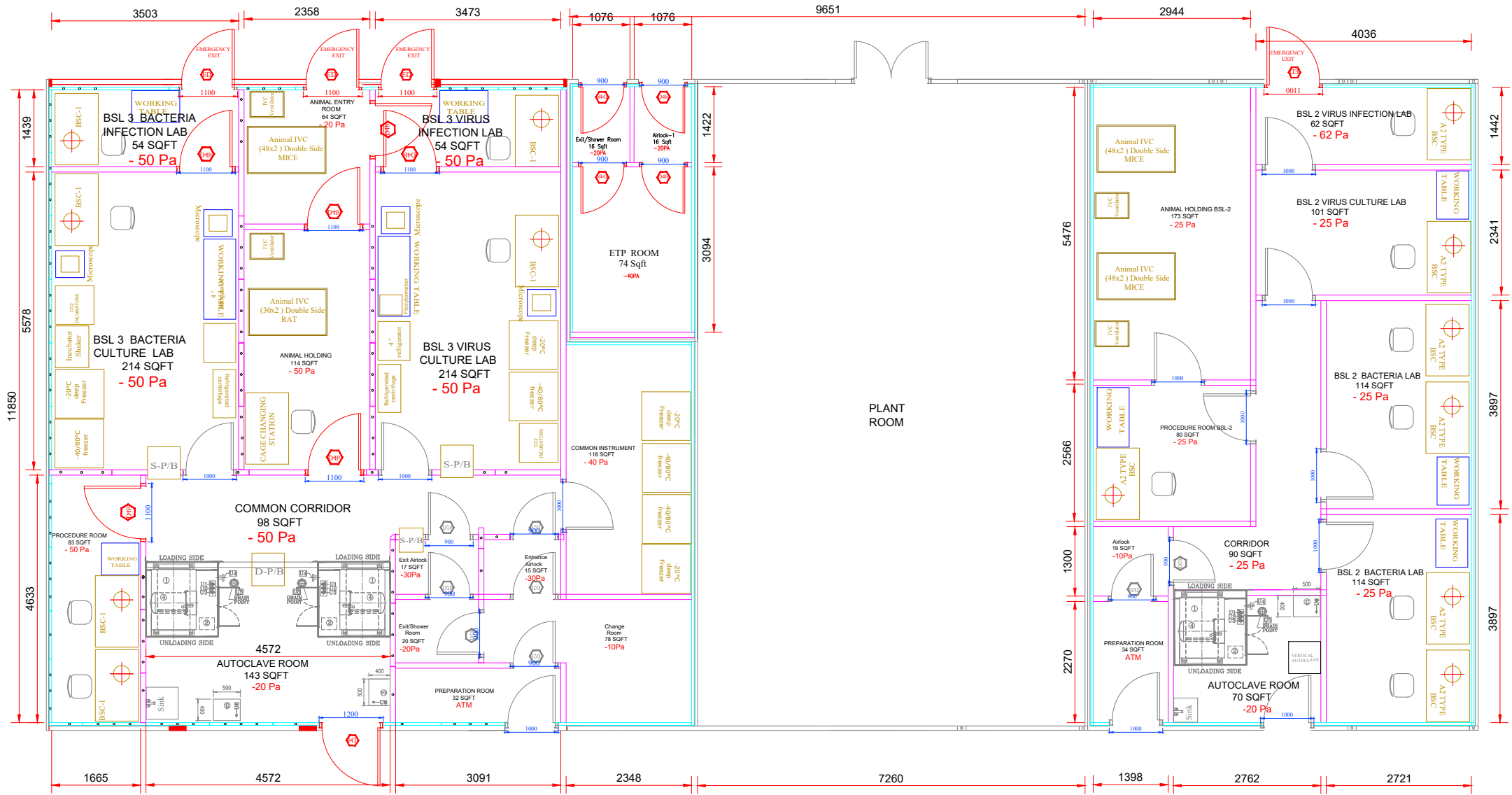
- 9) The amount of recovery on account of failure of the supplier to meet his contractual obligations is _____ (here indicate the amount).

10) Signature _____ of Authorized Representative of Consignee with date: _____

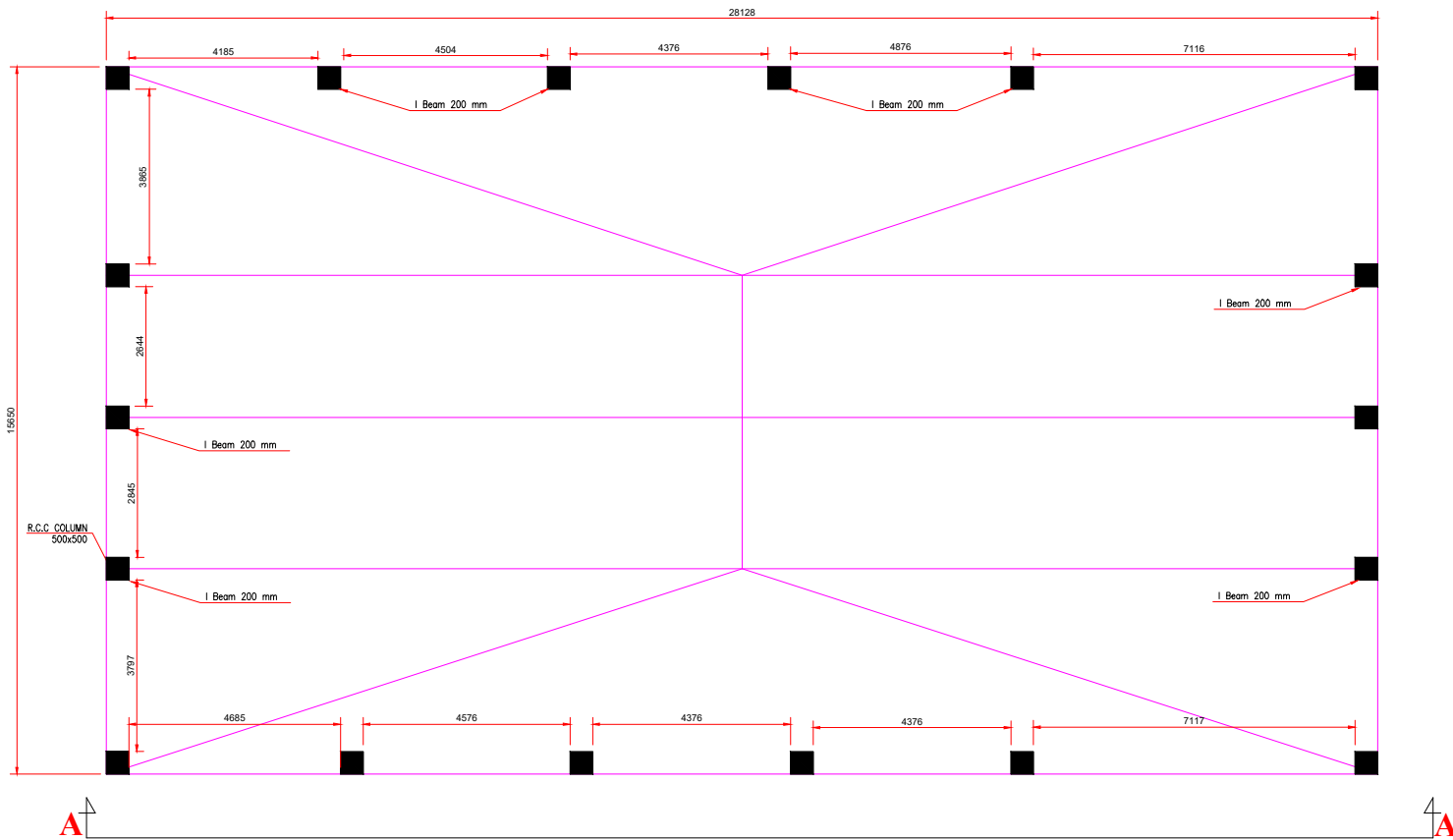
11) Name and designation _____ of Authorized Representative of Consignee: _____

12) Seal of the Consignee: _____ c

Annexure-I

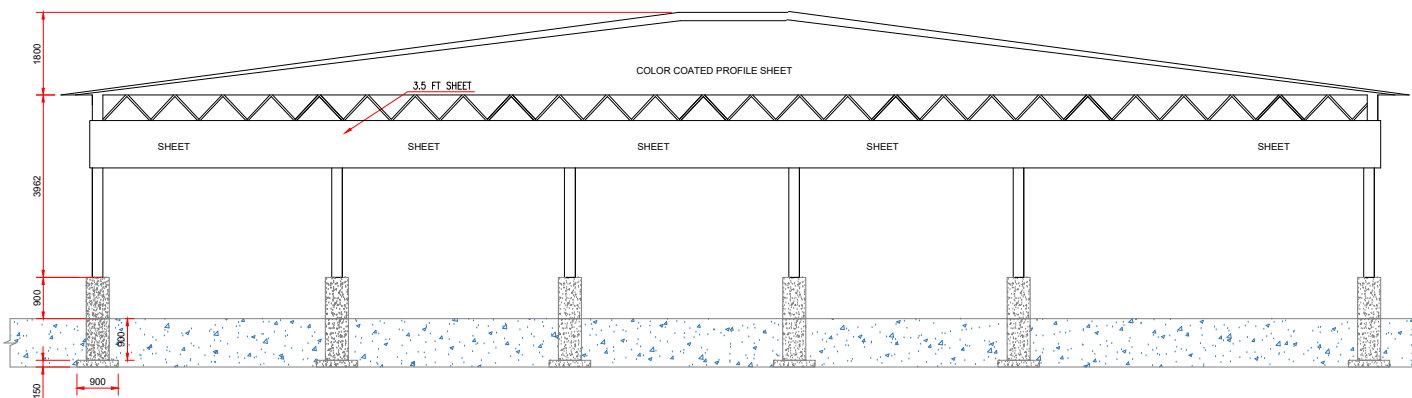


ARCHITECTURE WITH EQUIPMENT PLACEMENT LAYOUT

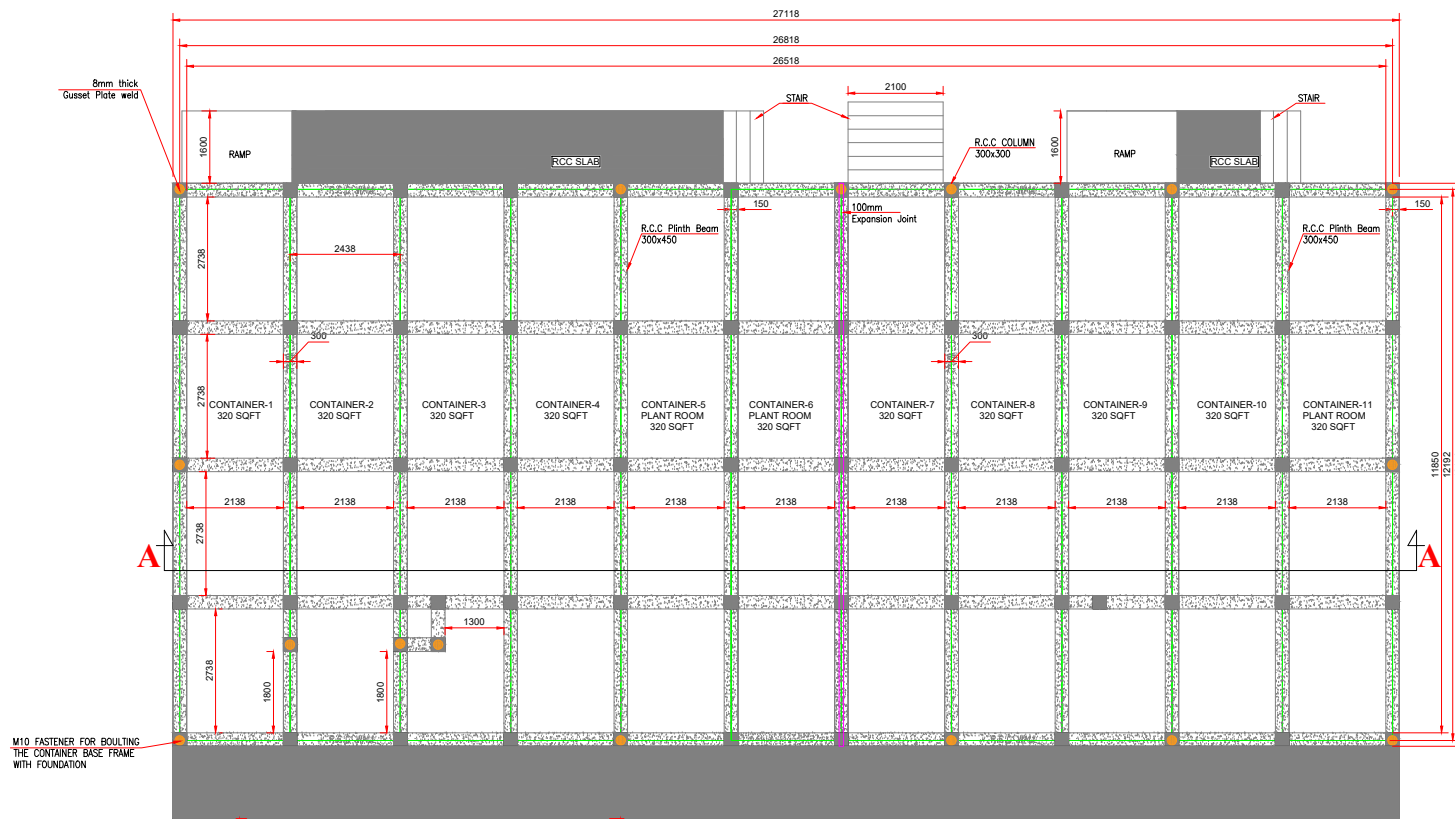


- NOTES:
1. ALL DIMENSIONS ARE IN MM & LEVELS ARE IN METER.
 2. MS COLUMN = 150 ϕ MM THICK CIRCULAR PIPE.
 3. TRUSS = (75X75X3) SQUARE PIPE.
 4. PURLIN = (50X50X3) SQUARE PIPE.
 5. COLOUR COATED SHEET 0.45MM.
 6. BASE PLATE (300X300X10MM).
 7. BOLT 300MM LONG 25 ϕ .

NIPER MOHALI CANOPY LAYOUT



SECTION AA

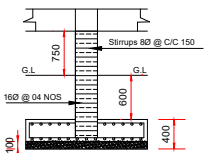
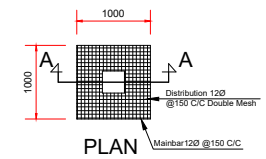


NOTES:
1. ALL DIMENSIONS ARE IN MM & LEVELS ARE IN METER.

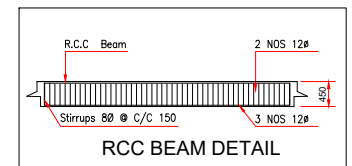
LEGENDS:-

RCC GRADE :- M25
REINFORCEMENT GRADE :- Fe 500(HYSD)
M10 FASTENER


Column Footing Plan



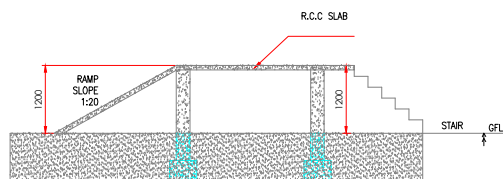
ELEVATION-AA



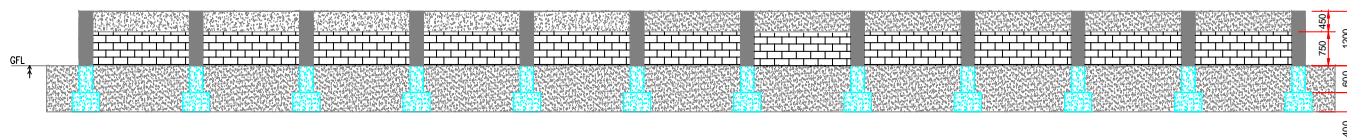
RCC BEAM DETAIL



PLATFORM



SECTION BB



SECTION AA

NIPER MOHALI FOUNDATION - PLATFORM

Annexure-II

Sl. No.	Name	Specifications.	Qty.
		The Setup/Equipment/Facility should be in compliance with the Regulatory requirements i.e. RGCM guidelines of DBT	
01.	Biosafety cabinet A2 Type	<ol style="list-style-type: none"> 1. Class II BioSafety Cabinet Type A2 design. 2. Should include a germicidal UV lamp, set of arm rest, an electrical outlet and a support stand provided with leveling bases. 3. Size 4 feet width and working surface and drain Pan of stainless steel 304. 4. Motor should be Dual DC blower & must automatically adjust the airflow speed (balancing inflow and down flow) without the use of a damper to ensure continuous safe working conditions. 5. Machine Should LED/have touch screen graphical user interface displays safety & performance data. 6. The microprocessor-based Cabinet should use differential pressure sensor to display the inflow and down flow air velocities in real-time. 7. HEPA/ULPA Filter should be 99.995% MPPS (Most Penetrating Particle Size) 8. Machine should have LED Lighting with power >1000 Lux (100fc) lighting for a brighter work Environment. 9. Window design easily lowers for thorough cleaning of inner surfaces and designed to protect user by maintaining inflow, even when the window is lowered. 10. Machine should be Energy Efficient with Power Consumption in Normal mode: 250W ±10% 11. Warranty: 3 Years <p>12. Certification required in Tender (Deviation will not be accepted)</p> <ol style="list-style-type: none"> 13. IEC /UL -61010 FOR Electrical Safety of the equipment. 14. NSF -49 certified and certificate of the quoted model with Link. 	7
02.	Biosafety cabinet B2 Type	<ol style="list-style-type: none"> 1. Particulate contamination and hazards including Exceeds biological agents (viruses and bacteria) at Biosafety levels 1, 2, & 3 2. Width: minimum 4 feet 3. Airflow Pattern: 100% exhaust 4. The blower motor should be able to automatically compensate its speed against the loading filter for the full life of the HEPA / ULPA filter without needing any user intervention. 5. Blower motor should be DC-driven and of the latest technology. 6. The cabinet should be fitted with illumination facility and Programmable UV-light. 7. The intensity of lighting inside the cabinet should be 90fc or more. 8. The microprocessor controller must be located in front/ side panel so it is easy to see and reach from a seated working position in front of the cabinet. 9. The interior of the front window must be accessible for cleaning without requiring the user remove or support the window. 10. The noise level must be 65 dBA or less. 11. Service fixtures for gas. 12. The system should be provided with a suitable Adjustable base stand from the original manufacturer. 13. Visual and audible alarms for warning if any safety parameters are incorrect. 14. Power consumption: Not to exceed 300 Watt/ Hour 15. Power supply: 230V, +/-10%, 50 Hz 16. Safety tested with NSF-49. NSF -49 certificates must be attached as a proof with Web link. 17. UL-61010 CERTIFICATE for electrical Safety of the Equipment. 18. ISO13485 OR BUREAU OF INDIAN STANDARD CERTIFICATE should be attached. 19. Ducting work to be carried out by the supplier for 15-20 feet length. Any requisite required should be quoted for successful installation of the machine. 20. Warranty 3 years 	7
03.	Incubator Shaker	<ol style="list-style-type: none"> 1. Speed range: 25 to 400+/- 1 rpm with 19mm/ 12.5mm orbit. 2. Plat form size should be 460mmx 460mm (~ +10 mm). 3. Temperature Range: At least 15°C (+/-2°C) below ambient and up to 80degC, must have Minimum set point 4 deg C. 4. Temp Accuracy: ± 0.3°C at 37°C, with a uniformity of ± 0.25°C. 5. Multifunction single knob operation or keypad is required on top/ Side for easy 	2

		<p>parameter setting.</p> <p>6. Universal tray with clamps should have capacity to hold of variable sizes (ranging from 50ml to 6L) and at least 18 flask of 250ml capacity.</p> <p>7. Controller: programmable for speed up/down and temperature up or down on a timed basis.</p> <p>8. One adjustable shelf should be provided for keeping petri plates etc with shaking flask of Size up to 4L simultaneously.</p> <p>9. Clamps to be supplied 250ml-4 nos., 500ml-4nos., 1 L-2nos. & 2L-3nos and one Rack for 9MTP / 3DWP.</p> <p>10. Test tube holder Provision should be there for holding 1.5ml tubes at least 80nos., 15ml tubes at least 36 nos. & 50 ml at least 20 nos.</p> <p>11. Stackable: at least two machines should be stackable without any stand and provision to use “on or under the bench”.</p> <p>12. 3 years of warranty must be given on the instrument.</p>	
04.	CO2 Incubator	<p>1. Chamber volume: 170 L or more capacity.</p> <p>2. The incubator should come with standard 3 or more perforated stainless-steel shelves; thickness of each shelf should be 1 mm or more.</p> <p>3. CO₂ gas range should be at least 0.5 – 20%</p> <p>4. CO₂ recovery rate of at least of 4-6 min after door opening and closing event to attain 5% CO₂.</p> <p>5. The operational gas pressure requirement range should be 8 -20.0 psi.</p> <p>6. Temperature management of 3-5°C above ambient to 50°C</p> <p>7. Temperature accuracy should be ± 0.5 °C at 37°C, Temperature stability of ± 0.2°C at 37°C.</p> <p>8. Should have Dry Heat Sterilization of 140 °C or more.</p> <p>9. Should have Infra-Red (IR); NDIR type CO₂ sensor and should withstand at least 140 °C or more during dry heat sterilization.</p> <p>10. Humidity range >93% at 37°C</p> <p>11. Should have a touch screen display for control of temperature and alarms</p> <p>12. Should have separate single inner glass door.</p> <p>13. The Inner chamber should be formed from single stainless-steel sheet with no corners for higher capacity and ease of cleaning.</p> <p>14. Should have direct heating elements to ensure even distribution of heat.</p> <p>15. Should come with a removable humidity tray.</p> <p>16. Should be fan less design to reduce chance of contamination</p> <p>17. Should conform to Declaration of CE certification standards with EN 61010-1, EN 50581.</p> <p>18. CO₂ Incubator should be supplied with 6 well Plate TC Treated 50 nos. and Serological Pipette helper (with 2 membranes filters 0.45um, 0.1-100ml with feature of display of operating time and remaining battery life information).</p> <p>19. CO₂ Cylinder with Reputed brand regulator and a 200 L or more 4°C Refrigerator (for storage of incubation medium) should be supplied.</p> <p>20. ROHS/WEEE Compliance required.</p> <p>21. Warranty of at least 1 year and five Years AMC after completion of warranty period should be included.</p> <p>22. Accessories needed to run the instrument smoothly</p> <p>23. Chandigarh based after sale service with proven track record.</p> <p>Important Note:</p> <p>1) Simply Copying and Paste specifications will disqualification of Bidder and Users of Mobile numbers to be attached using above specification’s CO₂ Incubator quoted model .</p> <p>2) Hard copy of “Original printed catalogue from the Manufacturer” showing the details of quoted model SHOULD BE PROVIDED.</p> <p>3) As a part of Technical evaluation bidder may ask for Demonstration for verifications of specifications, if required.</p>	6
05.	Silent DG Set	<p>320 KVA, 1500 RPM Silent DG set comprising of engine coupled to suitable make (ISI) alternator of 200 KVA, 415 Volt AC – 3 Phase, 0.8 PF (Lag). Both mounted on a common base frame with Necessary statutory authority inspection and approval. There should be un-interrupted electric supply with zero second delay. DG comprising of:</p> <ul style="list-style-type: none"> • Manual Control Panel • Silencer 	1

		<ul style="list-style-type: none"> Fuel tank In-built AVM pads DG set in Acoustic housing. First fill of fuel Batteries with leads Suitable AMF panel with single main incomer. 	
06.	Pass Box	<ul style="list-style-type: none"> Pass Box (Static/Dynamic) should be provided at required locations as per floor plan for transfer of samples, chemicals and materials into the laboratory. Pass box with UV screening facility to be provided. The Pass Box shall be constructed in 18 swg SS 304. The corners inside the Pass Box chamber shall be covered for easy cleaning. The pass box chamber dimension shall be approximately 610 mm x 610 mm x 610 mm. The unit shall be complete with HEPA filters, blower, motor, door electromagnets, door interlock, UV Lamp with timer, necessary wiring, controls and all other accessories. etc. complete. The Pass Box doors should be interlocked by providing suitable electromagnet, so that the door cannot be opened simultaneously. The interlock shall provide visual indicator for door open/close conditions. The blower motor of Pass Box shall of suitable rating and shall be dynamically and statistically balanced. Magnehelic differential pressure gauge shall be provided to indicate the pass box chamber pressure. The pass box shall be provided with UV light with ON/OFF switch and shall be interlocked with the pass box doors. 	Dyna mic Pass box 1 Stati c pass box 4
07.	Effluent Decontamination System	<ul style="list-style-type: none"> The Chemical Decontamination System for BSL-3 Laboratory effluent should comprise of two units of Effluent Collection tanks (1 Working +1 Standby), each of full required Capacity. The decontamination tanks should be constructed in SS 304 (14 gauge). The effluent treatment plant should be under negative pressure and to be built as per DBT-RGCM guideline. The drain line from BSL-3 Laboratory containment area should be terminated to the effluent decontamination tanks. The effluent decontamination tanks should be provided with motorized OPEN/CLOSE valves connected with liquid level sensor such that when one tank get filled up to full volume, the supply valve shall automatically close and the supply valve of the standby tank shall automatically open to allow collection of effluent. One number chemical storage tank in SS 304 (14 gauge) fitted with transfer pump and measuring device, piped and connected to both the decontamination tanks shall also be provided for introducing disinfectant chemical into the decontamination tanks. The system shall be complete with items: - Motorized valve connected with liquid level sensor through control panel - Disinfectant Chemical storage tank - Disinfectant Chemical dosing pump - Non return valves - Interconnecting piping including piping for chemical dosing - Pumps for discharging decontaminated effluent into sewer/drain (1W+1S) - Power and control cabling/wiring for pumps and motorized valves with control panel.. It should cater to the entire setup as in the layout provided in Annexure I). 	1
08.	IVC For Mice	<p>Transparent Cage assembly:</p> <ol style="list-style-type: none"> Cage (bottom and top) should be made of Polysulfone plastic material (autoclavable) Cage bottom should have total available floor area of not less than 500 cm sq. Overall dimensions of the cages not less than 380 mm x 200mm x 140 mm (LxWxH). The Cage top should be latch free and have half wire bar lid for easy cage changing of animal and supplementation of feed without complete removal of the cage lid. Wire bar lid should be made of AISI 304 grade stainless steel without any sharp edges and V-shaped points. Preferably, System that locks the top to the base when the cage is closed to avoid accidental opening, without the need of buttons or latches that may obstacle the view inside the cage. Cage bottom should have rounded corners without any projections inside. The cage body must feature an embedded enrichment, to avoid additional inserts as well as extra procedures, to reduce the effort required during the cage change and processing, minimizing the risk of cross-contamination. Water bottle should be exterior / outside the top cover and it should make perfect sealing when nozzle inserted into the cage or taken out of the cage. It must feature a self-cantering depression. 	3 set

9. External bottles can be changed independently, without the need of removing, even partially, the cages from the IVC rack, even with the top rows of high rack.
10. Water bottle should be of minimum 250ml capacity and should have silicon gasket on its neck for perfect capping to avoid water leakage.
11. Water bottle nozzle / caps should cone-shaped in order to maximize water availability. It should made of welding-free high quality AISI 316 stainless steel cap and features a silicone o-ring on the nozzle in order to provide perfect sealing once the bottle is placed in position.
12. Water bottle must provide good sealing with the bottle cap through a silicone gasket on its neck, avoiding any leakage or undesired de-capping.
13. Cage top cover should have wider microbiological filter with air tight filter retainer. Microbiological filter should have third party certification for more than 99.9% virus and bacterial filter efficiency.
14. The microbiological filter must ensure at least 72 hours of survival time of 5 adult mice in case of static conditions
15. The filter retainer must assure a high level of sealing through a silicone gasket all around it or a mechanical locking system.
16. The cage top can be configured with an embedded system of hooks that allows to lift and keep it vertically in the open position, to minimize the risk of contamination and the working area occupancy. Once in the vertical, open position, no contact between the internal parts of the cage and external ones (potentially contaminated) should occur. The system must work without the use of any self-standing top holders that take space from the working surface.
17. Inlet and outlet air nozzle should be at the rear top of the cage preventing the animals from being exposed to air drafts and consequently from potential anxious behaviour and stress. Inlet and outlet air nozzle not invasive inside the cage, thus avoiding crosscontamination. Air valve are self-closing and protected by silicone O-rings in order to have high level of sealing even when the cage is undocked from the rack.
18. Air speed inside the cage (at 30 and 50 mm from the cage bottom) should not be disturbing to the animals (< 0.2m/sec). Third party certification is must.
19. Cage should have detachable and autoclavable card holder.
20. The card holder must be placed in a position where it is not affecting the visibility and it has to do not cover more than 50% of the cage front.
21. Cage assembly should be air tight and the gaskets used for airtight sealing should be made of silicon material (autoclavable).
22. The quality of the cage must be ensured by a list of dimensional and functional tests, autoclave cycles, washing cycles.
- Rack:**
1. It should be double sided AISI 304 Stainless Steel rack on four caster wheels made of Polyphenilsulphone. This plastic should ensure high mechanical strength, very long lifespan, perfectly withstanding many autoclave cycles. Moreover, it needs low force needed to enable/disable the brake.
 2. The possibility of the racks and cages to be upgraded at a later stage with a technology able to ensure:
 - 24/7 detection of animal activity in the home cage for complementary animal welfare checks and to enrich scientific data set with locomotor activity tracked at individual cage level
 - monitoring the constant presence of water and diet in the cages to expand animal welfare capabilities
 - provide automated alerts in case of water floods in any IVC cage
 - ensure unique cage identification and tracking at all times
 - ensure automated cage inventory tracking for location and billing purposes
 - optimise "on demand" cage changing schedules to reduce animal stress while saving natural and labour-related resources
 - support staff allocation scheduling through a dedicated resource planner
 3. Rack must hold minimum number of cages (66 nos. or more in a single sided mode).
 4. The height of the rack should not be more than 6.5 feet. Foot print of one rack should not be more than 1350 x 500 x 1995 (2078*) mm
 5. Rack should have vertical plenums for supply and exhaust air to allow bedding particles and debris to fall by gravity.
 6. Rack horizontal plenums must be cylindrical in shape to get the equal air distribution

		<p>also to avoid the pathogens trapped at exhaust plenums.</p> <ol style="list-style-type: none"> 7. Rack horizontal plenums should be demountable without tools to enable washing. 8. It should have cage self-locking system and automatic spring free visual indicators for proper fixing of cages in the slots (into air vents). 9. Air changes per hour (ACH) inside the cages at all levels should not vary much from the mean ACH value (+/-15%) and it should be the same even with 50% cages removed from the rack. Third party validation (TÜV) is a must. 10. All parts should be washable and autoclavable. <p>Air Handling Unit (AHU):</p> <ol style="list-style-type: none"> 1. It must be stand-alone unit on wheels with brakes for front two wheels. 2. AHU must be made of AISI 304 stainless steel structure and covered by plastic covers, in order to make easier the cleaning procedures. 3. The AHU with ECM-DC motors must ensure consumption of very low power and low heat loss with consequent low running costs. 4. It should be able to supply air to maximum number of racks (two double sided racks or four single sided racks or one double sided and two single sided racks). 5. It should be able to supply maximum air changes per hour (desired air changes – 80). 6. It should have separate washable pre filters and separate 0.3 micron size HEPA filters for supply and exhaust air (DOP test certification for HEPA filters is a must). 7. Exhaust air from AHU must be connected to room exhaust. 8. AHU should have monitoring device to check the status of the filters. 9. AHU must display temperature, relative humidity and air changes per hour and display should have stand-by screen mode to avoid disturbance to animals. The AHUs should not transmit any vibration to the connected racks. 10. The AHU width should not be more than 13 inches. 11. AHU noise level should not be more than 50dBA. 12. Maximum Power required for the AHU needs to be indicated. <p>Additional: 66 Full set cages extra</p> <p>Certifications:</p> <ol style="list-style-type: none"> 1. Manufacturing company should have quality management system certification to ISO 9001 and Environmental management system certification according to ISO 14001. 2. OEM/Product Should have Life Cycle Assessment (LCA) according to ISO 14040 and ISO 14044. 3. IVC system should be TÜV certified. <p>HEPA filters should have DOP test certificates Please ensure that the specifications mentioned in the offer must cover all the parameters listed in our enquiry and should attach the supporting documents. Unspecified parameter will be treated as non-compliant.</p> <p>Installation and Commissioning- The principals/local agents are responsible for Installation testing, checking of specifications and validation at the specified area. Training of users to be done free of cost at the site.</p> <p>Warranty – The entire system/accessories shall be under warranty for 2 years from the date of commissioning and acceptance unless higher warranty is specified for individual parts.</p>	
9.	IVC For Rat	<p>Transparent Cage assembly:</p> <ol style="list-style-type: none"> 1. Cage (bottom and top) should be made of Polysulfone plastic material (autoclavable) 2. Cage bottom should have total available floor area not less than 1050 cm sq 3. Overall dimensions of the cages not less than 365 mm x 410mm x 215 mm (LxWxH). 4. The Cage top should be latch free and have half wire bar lid for easy cage changing of animal and supplementation of feed without complete removal of the cage lid. Wire bar lid should be made of AISI 304 grade stainless steel without any sharp edges and V-shaped points. 5. Preferably, System that locks the top to the base when the cage is closed to avoid accidental opening, without the need of buttons or latches that may obstacle the view inside the cage. 6. Cage bottom should have rounded corners without any projections inside. 7. The cage body must feature an embedded enrichment, to avoid additional inserts as well as extra procedures, to reduce the effort required during the cage change and processing, minimizing the risk of cross-contamination. 	3 set

	<p>8. Water bottle should be exterior / outside the top cover and it should make perfect sealing when nozzle inserted into the cage or taken out of the cage. It must feature a self-centering depression.</p> <p>9. External bottles can be changed independently, without the need of removing, even partially, the cages from the IVC rack, even with the top rows of high rack.</p> <p>10. Water bottle should be of minimum 250ml capacity and should have silicon gasket on its neck for perfect capping to avoid water leakage.</p> <p>11. Water bottle nozzle / caps should cone-shaped in order to maximize water availability. It should made of welding-free high quality AISI 316 stainless steel cap and features a silicone o-ring on the nozzle in order to provide perfect sealing once the bottle is placed in position.</p> <p>12. Water bottle must provide good sealing with the bottle cap through a silicone gasket on its neck, avoiding any leakage or undesired de-capping.</p> <p>13. Cage top cover should have wider microbiological filter with air tight filter retainer. Microbiological filter should have third party certification for more than 99.9% virus and bacterial filter efficiency.</p> <p>14. The microbiological filter must ensure at least 72 hours of survival time of 5 adult mice in case of static conditions.</p> <p>15. The filter retainer must assure a high level of sealing through a silicone gasket all around it or a mechanical locking system.</p> <p>16. The cage top can be configured with an embedded system of hooks that allows to lift and keep it vertically in the open position, to minimize the risk of contamination and the working area occupancy. Once in the vertical, open position, no contact between the internal parts of the cage and external ones (potentially contaminated) should occur. The system must work without the use of any self-standing top holders that take space from the working surface.</p> <p>17. Inlet and outlet air nozzle should be at the rear top of the cage preventing the animals from being exposed to air drafts and consequently from potential anxious behaviour and stress. Inlet and outlet air nozzle not invasive inside the cage, thus avoiding cross-contamination. Air valve are self-closing and protected by silicone O-rings in order to have high level of sealing even when the cage is undocked from the rack.</p> <p>18. Air speed inside the cage (at 30 and 50 mm from the cage bottom) should not be disturbing to the animals (< 0.2m/sec). Third party certification is must.</p> <p>19. Cage should have detachable and autoclavable card holder.</p> <p>20. The card holder must be placed in a position where it is not affecting the visibility and it has to do not cover more than 50% of the cage front.</p> <p>21. Cage assembly should be air tight and the gaskets used for airtight sealing should be made of silicon material (autoclavable).</p> <p>22. The quality of the cage must be ensured by a list of dimensional and functional tests, autoclave cycles, washing cycles.</p> <p>Rack:</p> <p>1. It should be double sided AISI 304 Stainless Steel rack on four caster wheels made of Polyphenilsulphone. This plastic should ensure high mechanical strength, very long lifespan, perfectly withstanding many autoclave cycles. Moreover, it needs low force needed to enable/disable the brake.</p> <p>2. The possibility of the racks and cages to be upgraded at a later stage with a technology able to ensure:</p> <ul style="list-style-type: none"> - 24/7 detection of animal activity in the home cage for complementary animal welfare checks and to enrich scientific data set with locomotor activity tracked at individual cage level - monitoring the constant presence of water and diet in the cages to expand animal welfare capabilities - provide automated alerts in case of water floods in any IVC cage - ensure unique cage identification and tracking at all times - ensure automated cage inventory tracking for location and billing purposes - optimise “on demand” cage changing schedules to reduce animal stress while saving natural and labour-related resources - support staff allocation scheduling through a dedicated resource planner <p>3. Rack must hold minimum number of cages (24 nos. or more in a single sided mode).</p> <p>4. The height of the rack should not be more than 6.5 feet. Foot print of one rack should not be more than 1185 x 500 x 1995 (2075*) mm</p> <p>5. Rack should have vertical plenums for supply and exhaust air to allow bedding particles</p>	
--	--	--

- and debris to fall by gravity.
6. Rack horizontal plenums must be cylindrical in shape to get the equal air distribution also to avoid the pathogens trapped at exhaust plenums.
 7. Rack horizontal plenums should be demountable without tools to enable washing.
 8. It should have cage self-locking system and automatic spring free visual indicators for proper fixing of cages in the slots (into air vents).
 9. Air changes per hour (ACH) inside the cages at all levels should not vary much from the mean ACH value (+/-15%) and it should be the same even with 50% cages removed from the rack. Third party validation (TÜV) is a must.
 10. All parts should be washable and autoclavable.

Air Handling Unit (AHU):

1. It must be stand-alone unit on wheels with brakes for front two wheels.
2. AHU must be made of AISI 304 stainless steel structure and covered by plastic covers, in order to make easier the cleaning procedures.
3. The AHU with ECM-DC motors must ensure consumption of very low power and low heat loss with consequent low running costs.
4. It should be able to supply air to maximum number of racks (two double sided racks or four single sided racks or one double sided and two single sided racks).
5. It should be able to supply maximum air changes per hour (desired air changes – 80).
6. It should have separate washable pre filters and separate 0.3 micron size HEPA filters for supply and exhaust air (DOP test certification for HEPA filters is a must).
7. Exhaust air from AHU must be connected to room exhaust.
8. AHU should have monitoring device to check the status of the filters.
9. AHU must display temperature, relative humidity and air changes per hour and display should have stand-by screen mode to avoid disturbance to animals. The AHUs should not transmit any vibration to the connected racks.
10. The AHU width should not be more than 13 inches.
11. AHU noise level should not be more than 50dBA.
12. Maximum Power required for the AHU needs to be indicated.

4 Additional:

66 Full set cages extra

5 Certifications:

1. Manufacturing company should have quality management system certification to ISO 9001 and Environmental management system certification according to ISO 14001.
 2. OEM/Product Should have Life Cycle Assessment (LCA) according to ISO 14040 and ISO 14044.
 3. IVC system should be TÜV certified.
- HEPA filters should have DOP test certificates

10.	Horizontal Autoclave	<p>Key Features</p> <ul style="list-style-type: none"> - Should be compliant with HTM 2010, EN 285, and FDA standards. - Chamber and loading assembly should be made of SS 316/316L with SS 304 jacket, tested as per ASME guidelines. - Should have a pneumatically operated vertical sliding door. - Should offer an option for an integrated steam generator or connection to an external source. - Should provide pre- and post-vacuum via a superior, low-noise liquid ring pump. - Should feature a pneumatically actuated gasket for solid sealing and durability. - Should have a machined groove flange to enhance gasket sealing and lifespan. - Should include two validation ports for self-calibration checks. - Should have independent pressure gauges for the chamber, jacket, and gasket. - Should feature a 0.2 µ filter to normalize chamber pressure at cycle end with sterile air. - Should have separate steam-in connections for chamber and jacket for better process control. - Should include pneumatic control valves for durability and superior sealing. - Should provide precise temperature control to prevent wet steam and superheat conditions. - Should have a thoughtfully perforated tray design to enhance air removal, steam circulation, and drying. - Should use piping of SS 304/316 with Tri Clover Clamps for hygiene and easy maintenance. - Should feature a swept-piping design to minimize dead legs and ensure proper drainage. - Should include a steam sampling port. - Should have CE-certified valves for the chamber, jacket, and steam generator. - Documentation should include data from 5 chamber temperature sensors, F₀, and pressure channels. - Machine frame and external panels should be constructed from SS 304. - Should have a hygienic design with easy-to-clean components. - Should provide quick access to critical components for maintenance. - Should feature an intelligent layout to ensure ease of servicing and maintenance. - Should provide service and validation reminders for operational efficiency. <p>Process Control</p> <ul style="list-style-type: none"> - Should have an advanced Programmable Logic Controller with a touchscreen color HMI for flexible interface and accurate process control. - All parameters, including set points and alarms, should be displayed on the controller. - Should feature intuitive menu navigation for ease of use. - Should allow selection of preset cycles from a user-editable cycle library. - Cycles should be optimized for diverse load types. - Should include preset Bowie Dick Test and Vacuum Leak Test (VLT). - Should have a corrective action program in case of power failure. - Should offer an option for 21 CFR Part 11 compliant software. <p>Safety</p> <ul style="list-style-type: none"> - Should have an advanced Programmable Logic Controller with a touchscreen color HMI for flexible interface and accurate process control. - All parameters, including set points and alarms, should be displayed on the controller. - Should feature intuitive menu navigation for ease of use. - Should allow selection of preset cycles from a user-editable cycle library. - Cycles should be optimized for diverse load types. - Should include preset Bowie Dick Test and Vacuum Leak Test (VLT). - Should have a corrective action program in case of power failure. - Should offer an option for 21 CFR Part 11 compliant software. <p>Technical Specifications</p> <p>Capacity: 324 L Chamber Dimensions (W x H x D): 600 x 600 x 920 mm Temperature Range: Up to 135.0°C Operating Pressure: 30 psi / 206.8 kPa Duty Cycle: Four cycles in an eight-hour shift with a 30-minute cooling period Electrical Supply: 415 VAC, 50 Hz, Three Phase + 1N</p>	3
-----	-----------------------------	---	---

11	Vertical Autoclave	<p>Key Features</p> <ol style="list-style-type: none"> 1. It should be fully automatic control system having working capacity more than 100 litre. The working chamber dimension must be 400 to 700 mm or more. 2. It should have stainless steel basket for keeping the materials preferably 2 basket. 3. It should have Single lever locking of lid for faster operations. 4. Heater and pressure interlock for lid lock safety. 5. Microprocessor Based Fully Automatic Logic Control System with Digital backlit LCD display. 6. The sterilization /Discard cycle temperature range must be 115 to 130 and pressure range must be 10 psi to 30 psi. Timer range 10 minutes to 40 minutes as per choice. 7. It must have over temperature/ heating protection alarm. 8. Fitted with automatic timer which starts automatically when set/desired value of temperature is achieved. When the set time period is over the heaters get switched off automatically with alarm for cycle end. 9. It must have Leak proof silicon gasket and Over pressure safety alarm and valve. 10. Chamber and top lid must be manufactured from Stainless Steel (SS-304) grade. 11. It should show accurate temperature control with display and process set values simultaneously. 12. Must be fitted with automatic Steam purging and exhaust system. 13. The opening of lid should easy with assisted spring push back support, easy portability and placement and movement with wheel support. 14. It must be easy to fill and drain the water for proper cleaning. 15. One extra silicone gasket must be provided with machine. 16. Warranty of more than two year. <p>The company must have good track of service and support.</p>	1
----	--------------------	---	---

Probable MAKES AND MANUFACTURERS

Air Cooled Chilling Units	VOLTAS/BLUESTAR/CARRIER/
Chilled Water Pump	KIRLOSKAR/ CROMPTON GREAVES/ ARMSTRONG/ GRANDFOSS/ KSB
Supply & Exhaust AHU	VTS/FLAKTWOODS/ /SYSTEM AIR/ZECO/ EQUIVALENT
Hot Water Generator	RAPIDKOOL/KHOKAR/EMERALD/EQUIVALENT
Supply & Exhaust AHU blower	NICOTRA/KRUGER/COMFRI/EQUIVALENT
Motors(for AHU)	ABB/SIEMENS/BHARAT BIJILI/CG/EQUIVALENT
VFD	SIEMENS/ABB/SCHNEIDER/DANFOSS/EQUIVALENT / OEM MAKES ACCEPTABLE
Chilled Water Piping	TATA/ JINDAL/SAIL/ HSL/RAVINDRA/EQUIVALENT
Butterfly valve	ADVANCE/ INTERVALVE/ AUDCO/C&R/CASTLE/ARROW/EQUIVALENT
Balancing Valve	ADVANCE/ INTERVALVE/ AUDCO /C&R/CASTLE/ARROW /EQUIVALENT
Gate Valve	LEADER/SANT/DIVINE/ADVANCE/CASTLE/ EQUIVALENT
NR Valve	ADVANCE/ INTERVALVE/ AUDCO/C&R/CASTLE/ARROW/EQUIVALENT
Flow Switch	JOHNSON/HONEYWELL/STAEFA/EQUIVALENT
Y strainer	SANT / EMERALD/RAPIDKOOL/EQUIVALENT
Temperature Gauges/ Pressure Gauge	WAREE/H GURU/FIEBIG/JAPSIN/FORBESMARSHOULD/EQUIVALENT
Air Vents	I TAP / ANERGY/SANT/H GURU/CASTLE/EQUIVALENT
Pipe Insulation	AEROFLEX/ ARMACELL/SUPREME/PARAMOUNT/K FLEX/EQUIVALENT
Duct Insulation	AEROFLEX/ ARMACELL/SUPREME/PARAMOUNT/K FLEX/EQUIVALENT
Ducting GI Sheets 280 GSM with certificates	TATA/ JSW/ SAIL/JINDAL/EQUIVALENT
Volume Control Dampers/ Fire Dampers – Fusible Link	CARYAIRE / AIRMASTER / AJANTHA/ SYSTEMAIR/ CONTINENTAL/ EQUIVALENT
Bag In Bag Out HEPA Filters with Module	AAF / CAMFIL/ /THERMADYNE/EQUIVALENT
HEPA Filter with Filter Module	AAF / CAMFIL/ /THERMADYNE/EQUIVALENT
Wall Panel/ Ceiling Panel/ Doors	FABTECH/I-CLEAN/GMP/SYNERGY/ /NICOMAC /AIRTECH

Grills/Diffusers/Dampers	AIR MASTER/ AJANTHA/ SACHIN IMPEX / /CARYAIRE /MKPRECISION/ CONTINENTAL/ SYSTEMAIR/ EQUIVALENT
Heaters	HEATCON/DASPASS/ESCORTS/UTKAL/EQUIVALENT
I BMS System/ Modulating 3 Way valves/ Thermostats/Humidistat/Sen sors	HONEYWELL / SIEMENS/JOHNSON CONTROL/ROCKWELL/SCHINEDER/EQUIVALENT
Magnehelic Gauge	DWYER/EQUIVALENT
Air Circuit Breaker & Bus Couplers	L & T/SIEMENS /ABB/EQUIVALENT
MCCB	L & T/SIEMENS/SCHNEIDER/ABB/CG/EQUIVALENT
MCB's	L & T/SIEMENS/SCHNEIDER/ABB/CG/HAGER/LEGRAND/EQUIVALENT
ELCB's	L & T/SIEMENS/SCHNEIDER/ABB/CG/LEGRAND/EQUIVALENT
Power/Control Contacts, Over load Relays, Timers, etc.	L & T/SIEMENS/SCHNEIDER/ABB/EQUIVALENT
Fuses	CG/L & T/SIEMENS/EQUIVALENT
Energy Meters	L & T/CONZERVE/EQUIVALENT
Power Cables/Control Cables/Wires etc.	FINOLEX/UNIVERSAL/POLYCAB/KALINGA/HAVELLS/RR CABLES/ EQUIVALENT
CAT 5/6 Cables	AT&T/KABEL/DIGILINK/LAPP/LUCENT/EQUIVALENT
Electrical Conduits	BHARAT/GUPTA/POLYCAB/PRECISION OR EQUIVALENT MAKE WITH ISI STD.
UPS	UNLINE/ 3EM/ BPE/EMERSION/ EQUIVALENT
PASS BOX	THERMADYNE/ /PRAGATI/EQUIVALENT.
PVC Conduit	POLYCAB/PRECISION/SUPREME/EQUIVALENT
Switches & Sockets	POLYCAB/CROMPTON/NORTHWEST/LEGRAND/WIPRO/PHILLIPS/MK/ HAGER/LEGRAND/EQUIVALENT
LT Panel	CPRI APPROVED MANUFACTURER
Distribution Board	LEGRAND/ L&T/ABB/HAVELLS/SCHNEIDER/EQUIVALENT
Light Fixtures	POLYCAB/CROMPTON/NORTHWEST/LEGRAND/WIPRO/PHILLIPS/MK/ HAGER/LEGRAND/EQUIVALENT
Biosafety Cabinet	ESCO/LABCONCO/THERMO/EQUIVALENT
Pre-insulated Valves, strainers	CR VALVES/ AUDCO/ ADVANCE/ LEADER/SANT/CASTLE/ INTER VALVE/ KIRLOSKAR/EQUIVALENT
Epoxy Coating	APURVA/DR. BECK/FOSROK/CLEANCOATS/EQUIVALENT

Autoclave	NAT-STEEL/ MACHINFABRIC/ EQUIVALENT
CCTV Camera	CPPLUS/BOSCH/PALCO/HONEYWELL/LG/SAMSUNG/MOBOTIX/VIVOTEK/ EQUIVALENT
Fire Alarm System	HONEYWELL/BOSCH/SIEMENS/SYSTEM SENSOR/GST/EQUIVALENT
Door Interlocking & Access control system	REALTIME/HID/LG/ESSL/EQUIVALENT
DG Set	Kirlosker / Cummins/ Ashok leyland
CO2 incubator	Thermo/Eppendorf
Incubator shaker	Thermo/Eppendorf/Kuhner

Any item not included above should conform to the relevant BIS specifications, wherever applicable.